



(a Component Unit of San Diego State University)

**Financial Statements, Schedule of Expenditures of
Federal Awards and Auditors' Reports Required Under
Office of Management and Budget Uniform Guidance**

June 30, 2023 and 2022
(With Independent Auditors' Report Thereon)

Contents

	Page
Report of Independent Certified Public Accountants	3
Management's Discussion and Analysis (Unaudited)	7
Basic Financial Statements	
Statements of net position	22
Statements of revenues, expenses and changes in net positions	23
Statements of cash flows	24
Statements of fiduciary net position	26
Statements of changes in fiduciary net position	27
Notes to financial statements	28
Required Supplementary Information	
Schedule of changes in SDSU Research Foundation's net OPEB asset (liability) and related ratios last six fiscal years	53
Schedule of SDSU Research Foundation contributions last six fiscal years	54
Report of Independent Certified Public Accountants on Internal Control Over Financial Reporting and on Compliance and Other Matters Required By <i>Government Auditing Standards</i>	55
Report of Independent Certified Public Accountants on Compliance for Each Major Federal Program and on Internal Control Over Compliance Required by the Uniform Guidance	57
Schedule of expenditures of federal awards	60
Notes to schedule of expenditures of federal awards	67
Schedule of findings and questioned costs	68

GRANT THORNTON LLP

4660 La Jolla Village Dr., Suite 100
San Diego, CA 92122

D +1 858 704 8000

F +1 858 704 8099

REPORT OF INDEPENDENT CERTIFIED PUBLIC ACCOUNTANTS

Board of Directors
San Diego State University Research Foundation

Report on the financial statements**Opinions**

We have audited the financial statements of the business-type activities and the aggregate remaining fund information of San Diego State University Research Foundation (a California State University Auxiliary Organization and Component Unit of San Diego State University) (“SDSU Research Foundation”), as of June 30, 2023 and 2022, and the related notes to the financial statements, which collectively comprise the SDSU Research Foundation’s basic financial statements as listed in the table of contents.

In our opinion, the accompanying financial statements present fairly, in all material respects, the financial position of the business-type activities and the aggregate remaining fund information of SDSU Research Foundation as of June 30, 2023 and 2022, and the respective changes in financial position and cash flows for the years then ended in accordance with accounting principles generally accepted in the United States of America.

Emphasis of matter

As discussed in Note 10 to the financial statements, SDSU Research Foundation has adopted new accounting guidance in 2023 related to Governmental Accounting Standards Board Statement No. 94, *Public-Private and Public-Public Partnerships and Availability Payment Arrangements* and Statement No. 96, *Subscription-Based Information Technology Arrangements*. Our opinion is not modified with respect to this matter.

Basis for opinions

We conducted our audit of the financial statements in accordance with auditing standards generally accepted in the United States of America (US GAAS) and the standards applicable to financial audits contained in *Government Auditing Standards*, issued by the Comptroller General of the United States (*Government Auditing Standards*). Our responsibilities under those standards are further described in the Auditor’s Responsibilities for the Audit of the Financial Statements section of our report. We are required to be independent of the SDSU Research Foundation and to meet our other ethical responsibilities in accordance with the relevant ethical requirements relating to our audit. We believe that the audit evidence we have obtained is sufficient and appropriate to provide a basis for our audit opinions.

Responsibilities of management for the financial statements

Management is responsible for the preparation and fair presentation of the financial statements in accordance with accounting principles generally accepted in the United States of America, and for the design, implementation, and maintenance of internal control relevant to the preparation and fair presentation of financial statements that are free from material misstatement, whether due to fraud or error.

In preparing the financial statements, management is required to evaluate whether there are conditions or events, considered in the aggregate, that raise substantial doubt about the SDSU Research Foundation's ability to continue as a going concern for twelve months beyond the financial statement date, including any currently known information that may raise substantial doubt shortly thereafter.

Auditor's responsibilities for the audit of the financial statements

Our objectives are to obtain reasonable assurance about whether the financial statements as a whole are free from material misstatement, whether due to fraud or error, and to issue an auditor's report that includes our opinions. Reasonable assurance is a high level of assurance but is not absolute assurance and therefore is not a guarantee that an audit conducted in accordance with US GAAS and *Government Auditing Standards* will always detect a material misstatement when it exists. The risk of not detecting a material misstatement resulting from fraud is higher than for one resulting from error, as fraud may involve collusion, forgery, intentional omissions, misrepresentations, or the override of internal control. Misstatements are considered material if there is a substantial likelihood that, individually or in the aggregate, they would influence the judgment made by a reasonable user based on the financial statements.

In performing an audit in accordance with US GAAS and *Government Auditing Standards*, we:

- Exercise professional judgment and maintain professional skepticism throughout the audit.
- Identify and assess the risks of material misstatement of the financial statements, whether due to fraud or error, and design and perform audit procedures responsive to those risks. Such procedures include examining, on a test basis, evidence regarding the amounts and disclosures in the financial statements.
- Obtain an understanding of internal control relevant to the audit in order to design audit procedures that are appropriate in the circumstances, but not for the purpose of expressing an opinion on the effectiveness of the SDSU Research Foundation's internal control. Accordingly, no such opinion is expressed.
- Evaluate the appropriateness of accounting policies used and the reasonableness of significant accounting estimates made by management, as well as evaluate the overall presentation of the financial statements.
- Conclude whether, in our judgment, there are conditions or events, considered in the aggregate, that raise substantial doubt about the SDSU Research Foundation's ability to continue as a going concern for a reasonable period of time.

We are required to communicate with those charged with governance regarding, among other matters, the planned scope and timing of the audit, significant audit findings, and certain internal control-related matters that we identified during the audit.

Required supplementary information

Accounting principles generally accepted in the United States of America require that the Management Discussion and Analysis on pages 7-21, the Schedule of Changes in SDSU Research Foundation's Net OPEB Asset (Liability) and Related Ratios Last Six Fiscal Years on page 53, and the Schedule of SDSU Research Foundation Contributions Last Six Fiscal Years on page 54 be presented to supplement the basic financial statements. Such information is the responsibility of management and, although not a required part of the basic financial statements, is required by the Governmental Accounting Standards Board who considers it to be an essential part of financial reporting for placing the basic financial statements in an appropriate operational, economic, or historical context. We have applied certain limited procedures to the required supplementary information in accordance with US GAAS. These limited procedures consisted of inquiries of management about the methods of preparing the information and comparing the information for consistency with management's responses to our inquiries, the basic financial statements, and other knowledge we obtained during our audit of the basic financial statements. We do not express an opinion or provide any assurance on the information because the limited procedures do not provide us with sufficient evidence to express an opinion or provide any assurance.

Supplementary information

Our audit was conducted for the purpose of forming opinions on the financial statements that collectively comprise SDSU Research Foundation's basic financial statements. The schedule of expenditures of federal awards, as required by Title 2 U.S. Code of Federal Regulations Part 200, *Uniform Administrative Requirements, Cost Principles, and Audit Requirements for Federal Awards*, on pages 60 - 66, is presented for purposes of additional analysis and is not a required part of the basic financial statements. Such supplementary information is the responsibility of management and was derived from and relates directly to the underlying accounting and other records used to prepare the basic financial statements. The information has been subjected to the auditing procedures applied in the audit of the basic financial statements and certain additional procedures. These additional procedures included comparing and reconciling such information directly to the underlying accounting and other records used to prepare the basic financial statements or to the basic financial statements themselves, and other additional procedures in accordance with US GAAS. In our opinion, the accompanying supplementary information is fairly stated, in all material respects, in relation to the basic financial statements as a whole.

Other reporting required by *Government Auditing Standards*

In accordance with *Government Auditing Standards*, we have also issued our report dated September 29, 2023 on our consideration of the SDSU Research Foundation's internal control over financial reporting and on our tests of its compliance with certain provisions of laws, regulations, contracts, and grant agreements and other matters. The purpose of that report is solely to describe the scope of our testing of internal control over financial reporting and compliance and the results of that testing, and not to provide an opinion on the effectiveness of the SDSU Research Foundation's internal control over financial reporting or on compliance. That report is an integral part of an audit performed in accordance with *Government Auditing Standards* in considering the SDSU Research Foundation's internal control over financial reporting and compliance.

Grant Thornton LLP

San Diego, California
September 29, 2023

San Diego State University Research Foundation
MANAGEMENT'S DISCUSSION AND ANALYSIS (UNAUDITED)

June 30, 2023 and 2022

Management's Discussion and Analysis (Unaudited)

This section of the San Diego State University Foundation (dba San Diego State University (SDSU) Research Foundation) annual financial report includes management's discussion and analysis of the financial performance of SDSU Research Foundation for fiscal years (FY) ended June 30, 2023 and 2022. This discussion should be read in conjunction with the financial statements and notes.

Introduction to the Financial Statements

The accompanying financial statements have been prepared using the economic resources measurement focus and the accrual basis of accounting in accordance with accounting principles generally accepted in the United States of America, as prescribed by the Government Accounting Standards Board (GASB). Revenues are recorded when earned and expenses are recorded when a liability is incurred, regardless of the timing of related cash flows.

SDSU Research Foundation's financial statements include the Statements of Net Position; the Statements of Revenues; Expenses and Changes in Net Position; the Statements of Cash Flows; and the Statements of Fiduciary Net Position and Changes in Fiduciary Net Position. These statements are supported by notes to the financial statements and Management's Discussion and Analysis. All sections must be considered together to obtain a complete understanding of the financial picture of SDSU Research Foundation.

Statements of Net Position

The Statements of Net Position include all assets, deferred outflows and inflows of resources, liabilities, and net position of SDSU Research Foundation. The statements also identify major categories of restrictions on the net position of SDSU Research Foundation.

Statements of Revenues, Expenses and Changes in Net Position

The Statements of Revenues, Expenses and Changes in Net Position present revenues earned, and expenses incurred during the years on an accrual basis.

Statements of Cash Flows

The Statements of Cash Flows present the inflows and outflows of cash for the years and are summarized by operating, capital and related financing, and investing activities. These statements are prepared using the direct method of cash flows and therefore present gross rather than net amounts for the years' activities.

Statements of Fiduciary Net Position and Changes in Fiduciary Net Position

The fiduciary funds are divided into two separate fund types: Other Post Employment Benefit Trust Funds and the Custodial Funds. These funds use the accrual basis of accounting.

Financial Overview

Summary

The following discussion highlights management's understanding of the key financial aspects of SDSU Research Foundation's financial activities as of and for the years ended June 30, 2023 and 2022 (FY 2023 and FY 2022, respectively). Included are comparative analyses of current year and prior year activities and balances; a discussion of restrictions of SDSU Research Foundation net position; and a discussion of capital assets and long-term debt.

San Diego State University Research Foundation

MANAGEMENT'S DISCUSSION AND ANALYSIS (UNAUDITED) - CONTINUED

June 30, 2023 and 2022

Significant Events - Year Ended June 30, 2023

Fiscal Year 2023 was defined by workforce stabilization, significant growth in research funding, a banking transition, and new system implementations.

The research foundation's pandemic-era staffing turnover stabilized with most positions filled and about 170 staff working to support and further university research activities toward SDSU's goal of achieving R1 status as a premier public research university.

Research funding reached \$192.2 million - a second consecutive record-breaking year with a 17 percent increase compared to the prior fiscal year in FY 2022-23, also for a second consecutive year - comprising 805 awards for 365 researchers from 331 funding sources.

The National Institutes of Health continued to be one of the largest sources of support with \$41 million in funding, more than triple from the previous year, demonstrating significant growth in public health and biomedical research at SDSU. Funding from Department of Defense agencies reached \$11.2 million, more than double that of the previous year.

The newly established Center to Foster Environmental Justice at SDSU Mission Valley received a multi-year award of \$10 million from the Environmental Protection Agency (EPA), SDSU's largest award to date from the EPA.

SDSU Teacher Education faculty received \$4.2 million to implement a new early childhood education program in the country of Georgia. SDSU Global Campus received \$1.5 million to admit an additional cohort of 30 students each in three STEM programs, extending SDSU's presence in Georgia for another four years with SDSURF support of ongoing personnel and infrastructure managed through our branch office.

Funding for Hispanic Serving Institution (HSI)-specific initiatives increased to \$10.4 million, including transborder programs and projects at SDSU Imperial Valley, demonstrating the university's commitments to inclusion and diversity in both education and research.

In spring of 2023, instabilities in the financial system led to the collapse of a number of regional banks, including SDSU Research Foundation's main depository bank, First Republic Bank. The research foundation had taken early action to be sure that its accounts were insured and proactively strategized for contingency plans and safeguards, including a Request for Proposal to other banks. First Republic Bank's assets and liabilities were acquired by JPMorgan Chase, which provided uninterrupted service and will honor the previous terms of our Line of Credit until 2026, providing both security and favorable terms to continue with JPMorgan Chase.

To better serve our principal investigators and project staff, SDSU Research Foundation began implementation this year of Chrome River, an enterprise solution to better manage accounts payable and purchasing cards. The platform streamlines receipt management, transaction approval, and allocation processes. The research foundation also implemented PaymentWorks, a new vendor management platform that streamlines vendor onboarding, facilitates payment requests, enhances security, and ensures compliance with federal and state laws and regulations. Each of these improve operations as well as support for our researchers.

SDSU Research Foundation implemented GASB Statement No. 94 - *Public-Private and Public-Public Partnerships and Availability Payment Arrangements*, (PPPs). This Statement increases the usefulness of governments' financial statements by improving accounting and financial reporting for PPP agreements. This statement recognizes a receivable for any underlying PPP assets when a new asset has been purchased or constructed by an operator and the asset is to be received at the end of the PPP term. This

San Diego State University Research Foundation

MANAGEMENT'S DISCUSSION AND ANALYSIS (UNAUDITED) - CONTINUED

June 30, 2023 and 2022

Statement created a substantial impact on the financial statements, adding \$37.6 million receivable to non-current assets and \$36.8 million in additional deferred inflow of resources. The receivable for the payment installments for this agreement was implemented in-line with GASB Statement No. 87 in FY22.

SDSU Research Foundation implemented GASB Statement No. 96 *Subscription-Based Information Technology Arrangements* (SBITA). This Statement provides guidance to better meet the information needs of financial statement users by improving accounting and financial reporting of SBITAs. This GASB Statement (Statement) is intended to increase the usefulness of governments' financial statements by requiring recognition of a liability and an intangible right-to-use asset for certain SBITAs that previously were classified as operating expenses and recognized as outflows of resources based on the payment provisions of the agreement. It establishes a single model for SBITAs on the foundational principle that SBITAs are financings of the right to use an underlying asset. This Statement created a substantial impact to the financial statements, adding \$2.1 million net in additional right-to-use assets, \$1.2 million in additional liabilities, and \$300,000 in additional deferred outflow of resources.

Significant Events - Year Ended June 30, 2022

FY 2022 was defined by the partial emergence from the COVID-19 pandemic, the start of a new work model, and the prolific work of SDSU researchers. SDSU Research Foundation successfully implemented a hybrid work schedule for its central administrative staff and continued to follow California, San Diego County, and SDSU guidance related to COVID protocols. With few exceptions, SDSU researchers resumed their in-person work by fall 2021.

Despite the challenges of COVID-19 virus surges, changing mandates, and transitioning back to a classroom environment, 350 SDSU faculty and staff received a record \$164.5 million in awards to support their research and education programs. Support came from 324 different federal, state, private, and other sponsors in 761 awards, with 24 awards recorded at \$1 million or above, including seven at \$3 million or more.

SDSU received one of its largest-ever awards last year: a five-year, \$15 million NIH grant to establish SDSU FUERTE (Faculty Unified towards Excellence in Research and Transformational Engagement) and strengthen the pipeline of health disparities research.

Support increased last year from federal, local, foundation, and international sponsors. For example, there was an increase in support from the National Science Foundation (NSF), a major U.S. funding agency. Researchers received \$13 million from NSF, a 43% increase over the previous year. The National Institutes of Health (NIH) awarded \$32.8 million to SDSU. Of special note are the following prestigious awards made to SDSU faculty: eight NSF CAREER awards, five National Endowment for the Humanities awards, and a new National Endowment for the Arts award for the Prison Arts Collaborative. Many SDSU faculty continued to focus their research efforts on COVID-19-related projects, receiving \$9.7 million in awards, a 26% increase over the previous year. A \$3 million grant from NIH supports a program focusing on safely returning children to schools.

Other new research projects are addressing safe aviation autonomy, childhood irritability, water quality, teaching physics in 3D, drug resistance in tuberculosis, kelp aquaculture, population genomics, human-primate co-existence, and RNA modification.

KPBS continued its capital campaign during the fiscal year with the increased goal of \$85 million. New gifts and pledge receivables recorded were \$1.1 million and \$8.0 million for FY 2022 and FY 2021, respectively. Cash receipts related to the KPBS capital campaign pledges were \$4.7 million for FY 2022 and FY 2021. Due to the COVID-19 pandemic, the Paycheck Protection Program (PPP) under the Consolidated Appropriations Act 2021 (the Act) signed on December 27, 2020, section 317, expanded PPP forgivable loan eligibility, specifically for public radio and television stations licensed to universities and other

San Diego State University Research Foundation

MANAGEMENT'S DISCUSSION AND ANALYSIS (UNAUDITED) - CONTINUED

June 30, 2023 and 2022

institutions. SDSU Research Foundation applied for and received funding under the PPP program totaling \$2.1 million on behalf of KPBS in FY 2021. The funds were used entirely for payroll, increasing KPBS SDSU Research Foundation employee hours to 40 per week for those individuals previously cut from full-time to 20 hours per week due to the pandemic. SDSURF applied for the loan forgiveness under this program in March 2022 with final approval for forgiveness provided by the Small Business Administration in July 2022. Due to accounting requirements, this forgiveness will be reflected in the FY 2023 financial statements as the official forgiveness notification did not occur during FY 2022.

SDSU Research Foundation implemented GASB Statement No. 87 – *Leases*, in FY 2022 as required by the Governmental Accounting Standards Board (GASB). This Statement increases the usefulness of government and government-related entity financial statements by requiring recognition of certain lease assets and liabilities for leases that previously were classified as operating leases and recognized as inflows of resources or outflows of resources based on the payment provisions of the contract. Under this Statement, a lessee is required to recognize a lease liability and an intangible right-to-use asset, and a lessor is required to recognize a lease receivable and a deferred inflow of resources, thereby enhancing the relevance and consistency of information about governments' leasing activities. This Statement created a substantial impact to the financial statements, adding \$39.9 million net in additional assets, \$17.6 million in additional liabilities, and \$22.0 million in additional deferred inflow of resources.

SDSU Research Foundation's condensed summary of net position as of June 30, 2023, 2022, and 2021 follows:

Condensed Summary of Net Position

	<u>2023</u>	<u>2022</u>	<u>2021</u>
Assets:			
Current assets	\$ 87,294,446	\$ 66,510,683	\$ 76,967,269
Capital assets, net	63,835,352	64,225,183	38,429,647
Other noncurrent assets	<u>129,348,563</u>	<u>108,633,022</u>	<u>92,046,952</u>
Total assets	280,478,361	239,368,888	207,443,868
Deferred outflows of resources	2,839,958	892,796	1,178,977
Liabilities:			
Current liabilities	52,826,001	48,969,797	36,191,759
Noncurrent liabilities	<u>48,558,414</u>	<u>51,703,689</u>	<u>37,210,215</u>
Total liabilities	101,384,415	100,673,486	73,401,974
Deferred inflows of resources	62,374,018	29,883,366	6,747,011
Net position:			
Net investment in capital assets	29,757,895	20,818,483	11,431,980
Restricted – nonexpendable	7,188,902	6,686,913	5,966,305
Restricted – expendable	21,863,877	22,233,153	40,861,443
Unrestricted	<u>60,749,212</u>	<u>59,966,283</u>	<u>70,214,132</u>
Total net position	<u>\$ 119,559,886</u>	<u>\$ 109,704,832</u>	<u>\$ 128,473,860</u>

San Diego State University Research Foundation

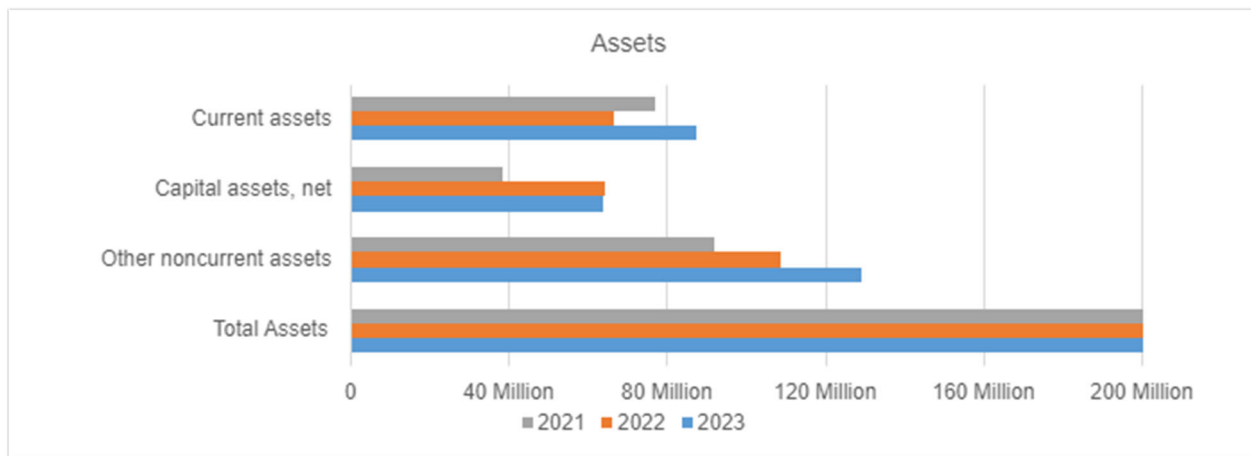
MANAGEMENT’S DISCUSSION AND ANALYSIS (UNAUDITED) - CONTINUED

June 30, 2023 and 2022

Assets

Total assets increased by \$41.1 million from FY 2022 to FY 2023 mainly due to an increase in current assets of \$20.8 million and non-current assets of \$20.3 million. The majority of the increase in current assets is due to the increase in short-term investments of \$16.7 million, restricted assets – short term investments of \$2.1 million and accounts and pledges receivable of \$4.0 million. The increase in non-current assets is due to the increase in leases receivable with the implementation of GASB 94 of \$36.2 million offset by decreases in other categories including pledges receivable and other assets.

Total assets increased by \$31.9 million from FY 2021 to FY 2022 mainly due to the implementation of GASB 87 - *Lease Accounting*, which added \$3.6 million to current assets, \$22.0 million to capital assets, net, and \$14.3 million to other noncurrent assets.



Current assets increased by \$20.8 million from FY 2022 to FY 2023 due to an increase in Short-term investments of \$16.7 million, Restricted assets - short-term investments of \$2.1 million, Accounts and pledges receivable, net, of \$4.0 million, and prepaid expense of \$258 thousand. These increases were offset by a decrease to cash and cash equivalents of \$1.7 million, and Leases receivable of \$513,000.

Current assets decreased by \$10.5 million from FY 2021 to FY 2022 due to decreases in short-term investments of \$6.3 million, restricted assets - short-term investments of \$12.6 million, and prepaid expenses of \$182,000. This was offset by increases to cash and cash equivalents of \$3.7 million, accounts and pledges receivable of \$633,000, notes receivable - current portion of \$419,000, and the addition of leases receivable of \$3.9 million.

Capital assets, net of accumulated depreciation, are shown below:

	<u>2023</u>	<u>2022</u>	<u>2021</u>
Land and land improvements	\$ 13,914,536	\$ 13,914,536	\$ 13,914,536
Buildings and improvements	16,799,196	19,296,283	20,972,871
Furniture, fixtures, equipment and construction in progress	11,219,999	9,021,880	3,542,240
Right of use assets	21,901,621	21,992,484	-
 Capital assets, net of accumulated depreciation	 <u>\$ 63,835,352</u>	 <u>\$ 64,225,183</u>	 <u>\$ 38,429,647</u>

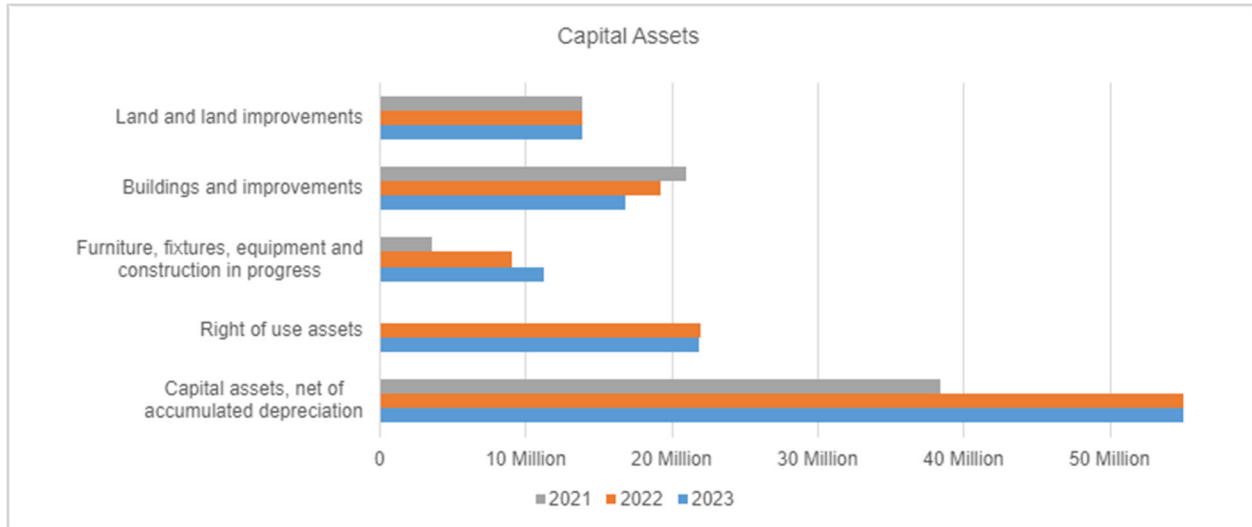
San Diego State University Research Foundation

MANAGEMENT'S DISCUSSION AND ANALYSIS (UNAUDITED) - CONTINUED

June 30, 2023 and 2022

Capital assets decreased by \$390,000 from FY 2022 to FY 2023 mainly due to a decrease in buildings and improvements from increase in accumulated depreciation which was partially offset by acquisitions.

Capital assets increased by \$25.8 million from FY 2021 to FY 2022 mainly due to the implementation of GASB 87 - *Lease Accounting*, which added \$22.0 million to right of use assets, as well as an increase of \$5.7 million in construction in progress due to the KPBS building expansion project.



Other noncurrent assets increased by \$20.3 million from FY 2022 to FY 2023 mainly due to GASB 94, which added \$37.6 million to leases receivable, as well as an increase in restricted assets - investments, offset by decreases in pledges receivable, long-term investments, notes receivable, and other assets.

Other noncurrent assets increased by \$16.6 million from FY 2021 to FY 2022 mainly due to the implementation of GASB 87 - *Lease Accounting*, which added \$18.7 million to leases receivable, as well as an increase to long-term investments, offset by decreases in pledges receivable, restricted assets - investments, notes receivable, and other assets.

Deferred Outflows of Resources

Deferred outflows of resources increased by \$2 million from FY 2022 to FY 2023 primarily due to an increase in OPEB Investment Experience offset by a slight decrease in unamortized loss on bond refunding and a decrease in other postemployment benefits (OPEB) related outflows of resources due to changes in assumptions related to the actuarial valuation.

Deferred outflows of resources decreased by \$286,000 from FY 2021 to FY 2022 primarily due to a slight decrease in unamortized loss on bond refunding and a decrease in other postemployment benefits (OPEB) related outflows of resources due to changes in assumptions related to the actuarial valuation.

Liabilities

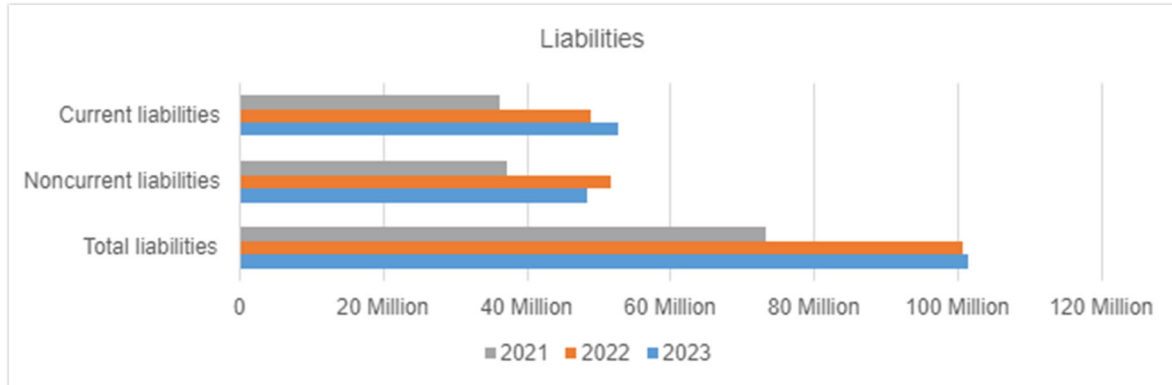
Total liabilities increased by \$711,000 from FY 2022 to FY 2023 due to an increase in current liabilities of \$3.9 million offset by a decrease of noncurrent liabilities of \$3.1 million.

Total liabilities increased by \$27.3 million from FY 2021 to FY 2022 due to an increase in current liabilities of \$12.8 million and an increase of noncurrent liabilities of \$14.5 million.

San Diego State University Research Foundation

MANAGEMENT'S DISCUSSION AND ANALYSIS (UNAUDITED) - CONTINUED

June 30, 2023 and 2022



Long-Term Obligations

Obligations outstanding as of June 30, 2023, 2022, and 2021 is summarized below by the type of debt instrument:

<u>Long-Term Obligations</u>	<u>2023</u>	<u>2022</u>	<u>2021</u>
Revenue bonds	\$ 22,945,000	\$ 24,055,000	\$ 25,115,000
Paycheck Protection Program Loan	-	2,122,277	2,101,321
Unamortized bond premiums	34,194	48,421	85,969
Lessee leases	16,526,748	17,559,765	-
SBITA	1,236,335	-	-
Total long-term obligations	40,742,277	43,785,463	27,302,290
Less current portion	(4,408,277)	(3,124,646)	(1,060,000)
Long-term obligations, net of current portion	\$ 36,334,000	\$ 40,660,817	\$ 26,242,290

Long-term obligations, net of current portion, decreased by \$4.3 million from FY 2022 to FY 2023 mainly due to the forgiveness of the Paycheck Protection Program loan with a decrease of \$2.1 million. There was also a decrease in revenue bonds of \$1.1 million, obligations related to GASB 87 – *Lease Accounting*, and unamortized bond premium of \$1 million.

Long-term obligations, net of current portion, increased by \$14.4 million from FY 2021 to FY 2022 mainly due to the implementation of GASB 87 - *Lease Accounting*, which added \$17.6 million in obligations. Revenue bonds and Unamortized bond premium decreased as payments and amortization were recognized. Paycheck Protection Program Loan increased slightly due to ongoing interest.

Deferred Inflows of Resources

Deferred inflows of resources increased by \$32.5 million from FY 2022 to 2023 due primarily to GASB 94, which added \$36.8 of deferred inflows of resources. This increase was offset by a decrease in OPEB related inflow of resources, unamortized deferred gain on bond refunding, and contributions for KPBS.

San Diego State University Research Foundation

MANAGEMENT’S DISCUSSION AND ANALYSIS (UNAUDITED) - CONTINUED

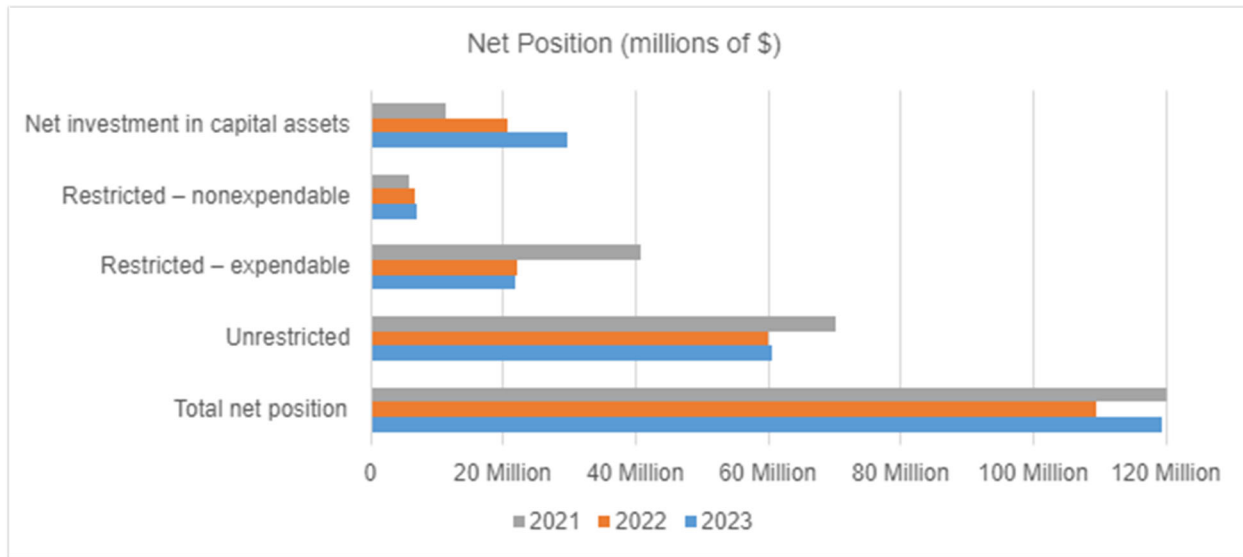
June 30, 2023 and 2022

Deferred inflows of resources increased by \$23.1 million from FY 2021 to 2022 due primarily to in the implementation of GASB 87 - *Lease Accounting*, which added \$22.0 of deferred inflows of resources, as well as an increase of \$1.9 million in OPEB related inflow of resources. These increases were offset by decreases in both Unamortized deferred gain on bond refunding and Contributions for KPBS.

Net Position

Total net position increased by \$9.9 million from FY 2022 to FY 2023 due to an increase in the net investments in capital assets of \$8.9 million. The \$8.9 million increase is mainly due to a \$1.6 million increase of right-to-use assets for lease and SBITA arrangements, increase in net capital assets of \$7 million, and an increase of \$340,000 in capital asset work in process. Restricted for nonexpendable – endowments and property increased by \$500,000 which comprises of two new endowments for KPBS. Restricted expendables increased by \$400,000 and unrestricted by \$780,000.

Total net position decreased by \$18.8 million from FY 2021 to FY 2022 due to increased transfers to the university on behalf of KPBS for construction of their building related to the capital campaign, resulting in \$14.3 million increase in Net nonoperating expenses. Net nonoperating expenses also increased by \$8.6 million due to the Net decrease in fair value of investments.



Restricted Resources

The net position of SDSU Research Foundation includes funds that are restricted by donor or law. Nonexpendable net position increased by \$502,000 from FY 2022 to FY 2023 due to earnings on existing endowments.

Nonexpendable net position increased by \$721,000 from FY 2021 to FY 2022 due to additional monies received from the KPBS capital campaign that were permanently restricted for an endowment.

Expendable restricted net position decreased by \$369,000 from FY 2022 to FY 2023 primarily due to KPBS capital campaign.

Expendable restricted net position decreased by \$18.6 million from FY 2021 to FY 2022 primarily due to the KPBS capital campaign which was raising monies primarily for the expansion of the KPBS Gateway building including construction and new equipment.

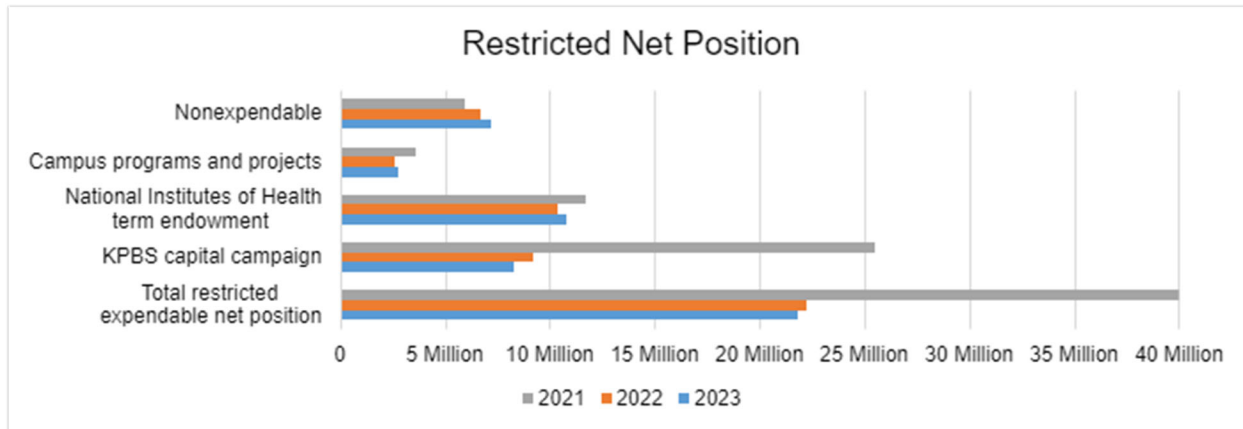
San Diego State University Research Foundation

MANAGEMENT'S DISCUSSION AND ANALYSIS (UNAUDITED) - CONTINUED

June 30, 2023 and 2022

The following table summarizes restricted funds, the type of restriction and the amount:

	June 30		
	2023	2022	2021
Nonexpendable	\$ 7,188,902	\$ 6,686,913	\$ 5,966,305
Expendable:			
Campus programs and projects	\$ 2,760,149	\$ 2,590,941	\$ 3,599,252
National Institutes of Health term endowment	10,805,871	10,407,278	11,755,279
KPBS capital campaign	8,297,857	9,234,934	25,506,912
 Total restricted expendable net position	 <u>\$ 21,863,877</u>	 <u>\$ 22,233,153</u>	 <u>\$ 40,861,443</u>



San Diego State University Research Foundation

MANAGEMENT'S DISCUSSION AND ANALYSIS (UNAUDITED) - CONTINUED

June 30, 2023 and 2022

SDSU Research Foundation's condensed summary of revenues, expenses and changes in net position for the years ended June 30, 2023, 2022, and 2021 follows:

**Condensed Summary of Revenues, Expenses and Changes in Net Position,
Years Ended June 30,**

	<u>2023</u>	<u>2022</u>	<u>2021</u>
Operating revenues			
Sponsored programs support	\$ 153,573,124	\$ 129,704,840	\$ 124,118,132
Community & campus programs	31,728,616	20,685,128	16,131,730
Contributions	23,408,253	23,506,961	28,932,946
Other operation revenues	11,762,826	8,840,111	10,870,407
Total operating revenues	220,472,819	182,737,040	180,053,215
Operating expenses			
Sponsored programs	130,031,797	109,388,982	104,214,936
Community & campus programs, including fundraisers	51,300,206	39,705,888	35,098,715
Other operating expenses	30,048,308	28,976,642	25,765,515
Total operating expenses	211,380,311	178,071,512	165,079,166
Operating income	9,092,508	4,665,528	14,974,049
Net non-operating (expenses) revenues	260,557	(24,155,165)	(663,147)
Income (loss) before changes to permanent endowments	9,353,065	(19,489,637)	14,310,902
Increase in permanent endowments	501,989	720,609	2,104,299
Net income (loss)	9,855,054	(18,769,028)	16,415,201
Net position at beginning of year	109,704,832	128,473,860	112,058,659
Net position at end of year	<u>\$ 119,559,886</u>	<u>\$ 109,704,832</u>	<u>\$ 128,473,860</u>

Operating Revenues and Expenses

Operating revenues and expenses come from sources that are connected directly to SDSU Research Foundation's primary business functions.

Operating Revenues

Operating revenues increased by \$37.7 million from FY 2022 to FY 2023 primarily due to an increase in Sponsored programs support of \$23 million, Community and campus programs of \$11 million, and other operating revenue of \$2.9 million, offset by decreases in Contributions of \$98,000.

Operating revenues increased by \$2.7 million from FY 2021 to FY 2022 primarily due to increases in Sponsored programs support of \$5.6 million and Community and campus programs of \$4.6 million, offset by decreases in Contributions of \$5.4 million and Other operating revenues of \$2.0 million.

Sponsored programs support revenue increased from FY 2022 to FY 2023 by \$23 million and \$5.6 million from FY 2021 to FY 2022 due to overall increase in awards resulting in increased research activity as awards are expended since the majority of awards are on a cost reimbursable basis.

San Diego State University Research Foundation

MANAGEMENT’S DISCUSSION AND ANALYSIS (UNAUDITED) - CONTINUED

June 30, 2023 and 2022

Community and campus programs include revenues generated mostly by SDSU Global Campus and KPBS as well as other campus programs. The revenues increased by \$11 million from FY 2022 to FY 2023 and \$4.6 million from FY 2021 to FY 2022 due to increase activity of SDSU Global Campus and other various campus programs.

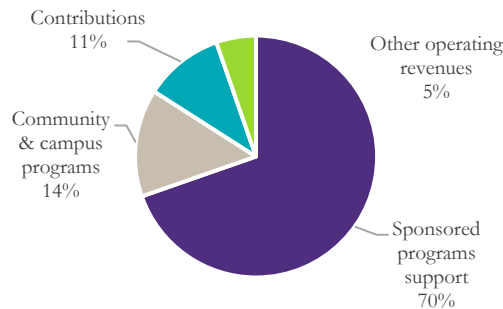
Contributions decreased by \$98,000 from FY 2022 to FY 2023 and decreased by \$5.4 million from FY 2021 to FY 2022 primarily due to the KPBS capital campaign winding down and fluctuations related to the timing of contribution receipts.

Other operating revenues increased by \$2.9 million from FY 2022 to FY 2023 mostly due to an increase in transfers from related entities to cover the faculty housing program and the research endowment distribution from The Campanile Foundation.

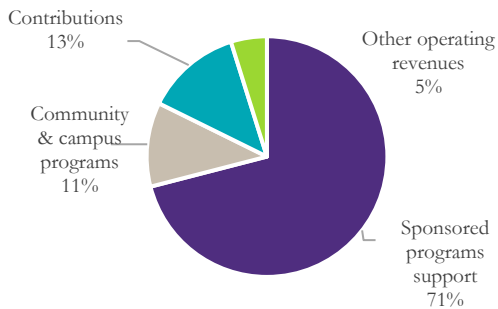
Other operating revenues decreased by \$2.0 million from FY 2021 to FY 2022 mostly due to a decrease in transfers from related entities to cover the faculty housing program and the research endowment distribution from The Campanile Foundation.

The following charts present the percentages that each category of operating revenue contributed to total revenues for the years ended June 30, 2023, 2022, and 2021:

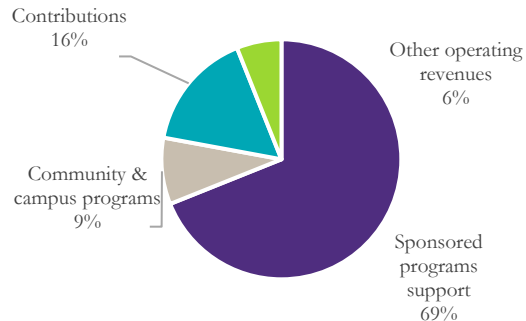
2023 Operating Revenue



2022 Operating Revenue



2021 Operating Revenue



San Diego State University Research Foundation

MANAGEMENT'S DISCUSSION AND ANALYSIS (UNAUDITED) - CONTINUED

June 30, 2023 and 2022

The sources of Sponsored program support revenues for the years ended June 30, 2023, 2022, and 2021 are as follows:

	Years Ended June 30					
	2023		2022		2021	
Federal						
Department of Health & Human Services	\$ 51,302,223	33.4%	\$ 49,154,624	37.9%	47,623,564	38.4%
Department of Education	15,665,875	10.2	13,195,952	10.2	11,594,904	9.5
Department of Defense	12,154,875	7.9	8,666,216	6.7	8,160,918	6.7
National Science Foundation	12,972,379	8.4	10,369,567	8.0	8,815,563	7.2
Department of Agriculture	7,154,320	4.7	7,065,896	5.4	6,887,443	5.6
Other	15,975,326	10.4	8,774,475	6.8	9,673,270	7.9
Total federal	115,224,997	75	97,226,730	75.0	92,755,662	74.7
State and local	19,406,985	12.6	13,828,808	10.7	11,543,467	9.3
International	2,597,827	1.7	1,870,961	1.4	3,638,998	2.9
Other	16,343,314	10.6	16,778,341	12.9	16,180,005	13.0
Total	<u>\$ 153,573,124</u>	<u>100.0%</u>	<u>\$ 129,704,840</u>	<u>100.0%</u>	<u>124,118,132</u>	<u>100.0%</u>

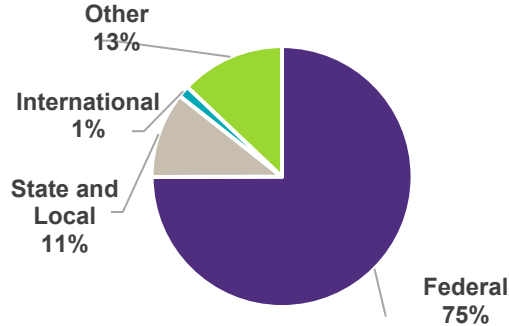
San Diego State University Research Foundation

MANAGEMENT'S DISCUSSION AND ANALYSIS (UNAUDITED) - CONTINUED

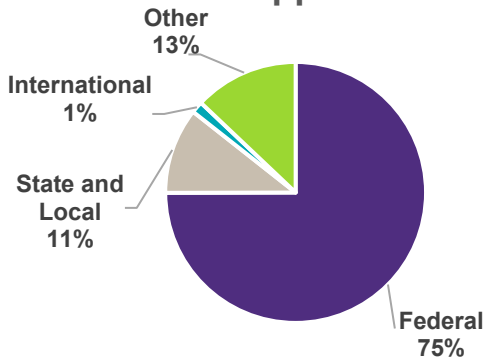
June 30, 2023 and 2022

The following charts present the percentages that each sponsor type contributed to Sponsored program support revenues for the years ended June 30, 2023, 2022, and 2021:

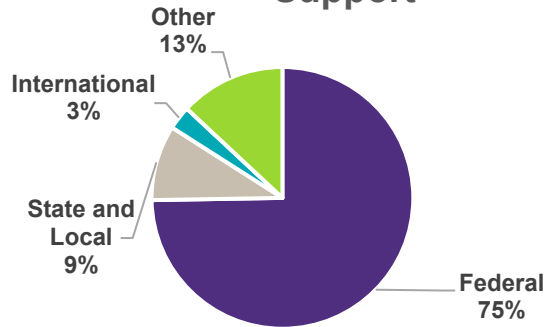
2023 Sponsored Program Support



2022 Sponsored Program Support



2021 Sponsored Program Support



Operating Expenses

Operating expenses increased by \$33 million from FY 2022 to FY 2023 and by \$13 million from FY 2021-FY 2022 due to increases in all categories.

Sponsored programs expenses increased by \$20.6 million from FY 2022 to FY 2023 and by \$5.2 million from FY 2021 to FY 2022 due to increase in awards which are accounted for in the Statement of Activities when spent.

Community and campus programs expenses increased by \$11.5 million from FY 2022 to FY 2023 and by \$4.6 million from FY 2021 to FY 2022 mostly due to increase in SDSU Global Campus noncredit courses.

Other operating expenses increased by \$1.1 million from FY 2022 to FY 2023 due mostly to an increase in property management related and general administration expenses as a result of an increase in minimum wage, as well as increases in service contracts and insurance and overall inflation.

San Diego State University Research Foundation

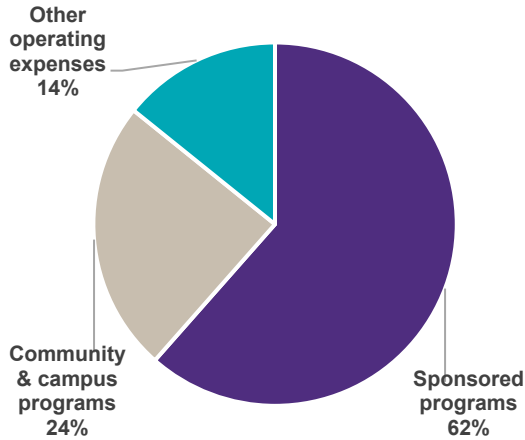
MANAGEMENT'S DISCUSSION AND ANALYSIS (UNAUDITED) - CONTINUED

June 30, 2023 and 2022

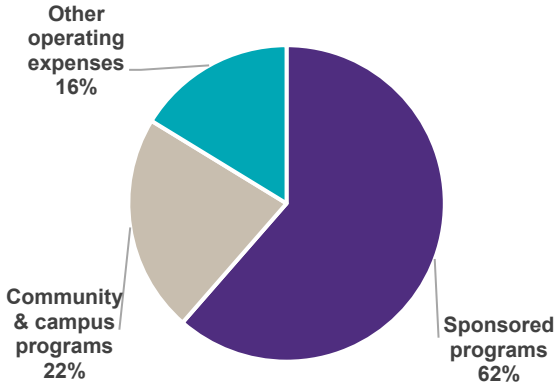
Other operating expenses increased by \$3.2 million from FY 2021 to FY 2022 due mostly to an increase in Property management related and General administration expenses as a result of an increase in minimum wage, as well as increases in service contracts and insurance and overall inflation.

The following charts present the distribution of resources by percentage of operating expense category in support of SDSU Research Foundation's mission for the years ended June 30, 2023, 2022, and 2021:

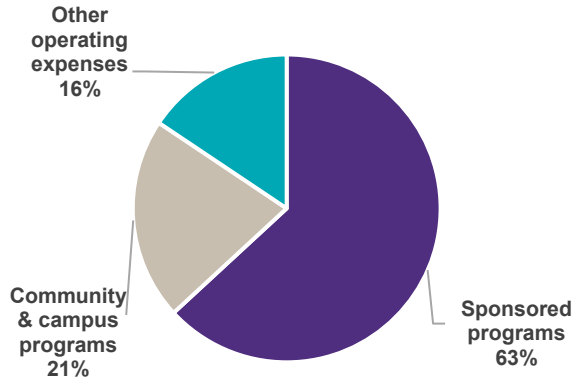
2023 Operating Expenses



2022 Operating Expenses



2021 Operating Expenses



Nonoperating (Expenses) Revenues

Nonoperating (expenses) revenues come from sources that are not part of SDSU Research Foundation's primary business functions. Included in this classification are interest expense, investment income, changes in the fair value of investments, net gains and losses from the disposition of property and equipment, and transfers (to) from SDSU and The Campanile Foundation.

Net nonoperating (expenses) revenues increased by \$24.4 million from FY 2022 to FY 2023 primarily due to reduction in transfers to the university for reimbursement of construction costs on behalf of KPBS for the renovation and expansion of their station.

San Diego State University Research Foundation

MANAGEMENT'S DISCUSSION AND ANALYSIS (UNAUDITED) - CONTINUED

June 30, 2023 and 2022

Net nonoperating (expenses) revenues decreased by \$23.5 million from FY 2021 to FY 2022 primarily due to transfers to the university on behalf of KPBS for construction of their building related to the capital campaign.

San Diego State University Research Foundation

STATEMENTS OF NET POSITION

June 30, 2023 and 2022

	<u>2023</u>	<u>2022</u>
ASSETS		
Current assets		
Cash and cash equivalents (Note 2)	\$ 11,095,249	\$ 12,851,762
Short-term investments (Note 3)	31,189,155	14,515,641
Restricted assets - short-term investments (Note 3)	4,782,101	2,656,483
Accounts and pledges receivable, net (Notes 4 and 7)	34,831,566	30,835,851
Leases receivable - current portion (Note 4)	3,395,099	3,908,135
Notes receivable - current portion (Note 5)	837,199	837,199
Prepaid expenses	1,164,077	905,612
	<u>87,294,446</u>	<u>66,510,683</u>
Noncurrent assets		
Pledges receivable, net (Note 4)	2,584,214	4,500,202
Long-term investments (Note 3)	41,225,362	52,265,839
Restricted assets - investments (Note 3)	18,224,554	17,143,920
Restricted assets - land	2,308,532	2,308,532
Leases receivable - net of current portion (Note 4)	54,988,132	18,664,904
Notes receivable - net of current portion (Note 5)	5,479,594	6,316,793
Capital assets, net (Notes 2 and 6)	63,835,352	64,225,183
Other assets (Notes 2 and 11)	4,538,175	7,432,832
	<u>193,183,915</u>	<u>172,858,205</u>
Total assets	<u>\$ 280,478,361</u>	<u>\$ 239,368,888</u>
DEFERRED OUTFLOWS OF RESOURCES		
Total deferred outflows of resources (Note 12)	<u>\$ 2,839,958</u>	<u>\$ 892,796</u>
LIABILITIES		
Current liabilities		
Accounts payable and accrued expenses (Notes 2 and 7)	\$ 18,375,788	\$ 17,245,278
Sponsored programs receipts over expenditures (Note 2)	30,041,936	28,599,873
Long-term obligations - current portion (Note 8)	4,408,277	3,124,646
	<u>52,826,001</u>	<u>48,969,797</u>
Noncurrent liabilities		
Long-term obligations, net of current portion (Note 8)	36,334,000	40,660,817
Other liabilities (Notes 9 and 11)	12,224,414	11,042,872
	<u>48,558,414</u>	<u>51,703,689</u>
Total liabilities	<u>\$ 101,384,415</u>	<u>\$ 100,673,486</u>
DEFERRED INFLOWS OF RESOURCES		
Total deferred inflows of resources (Note 12)	<u>\$ 62,374,018</u>	<u>\$ 29,883,366</u>
Commitments and contingencies (Notes 9, 10, 11, and 13)		
NET POSITION		
Net investment in capital assets	\$ 29,757,895	\$ 20,818,483
Restricted for:		
Nonexpendable – endowments and property	7,188,902	6,686,913
Expendable:		
Campus programs and projects	2,760,149	2,590,941
National Institutes of Health term endowment	10,805,871	10,407,278
KPBS capital campaign	8,297,857	9,234,934
Unrestricted	60,749,212	59,966,283
	<u>\$ 119,559,886</u>	<u>\$ 109,704,832</u>

The accompanying notes are an integral part of these financial statements.

San Diego State University Research Foundation

STATEMENTS OF REVENUES, EXPENSES AND CHANGES IN NET POSITION

Years ended June 30, 2023 and 2022

	2023	2022
Operating revenues:		
Sponsored programs support	\$ 153,573,124	\$ 129,704,840
Community and campus programs (Note 2)	31,728,616	20,685,128
Contributions (Note 2)	23,408,253	23,506,961
Rental income (Note 10)	8,419,569	6,847,707
Other operating revenues (Note 7)	3,343,257	1,992,404
Total operating revenues	220,472,819	182,737,040
Operating expenses (Notes 9, 10 and 11):		
Sponsored programs	130,031,797	109,388,982
Community and campus programs	45,381,620	33,836,719
Fundraising - broadcasting	5,918,586	5,869,169
Property management	11,233,005	11,140,528
General administration	18,815,303	17,836,114
Total operating expenses	211,380,311	178,071,512
Operating income	9,092,508	4,665,528
Nonoperating (expenses) revenues:		
Interest expense (Note 8)	(1,449,794)	(1,407,987)
Investment income, net	2,340,853	963,748
Net increase (decrease) in fair value of investments (Note 3)	2,703,529	(4,547,571)
Net loss on dispositions of capital assets (Notes 2 and 6)	(87,409)	(328,361)
Net transfers to SDSU (Note 2)	(2,246,622)	(18,824,994)
Net transfers to The Campanile Foundation (Note 2)	(1,000,000)	(10,000)
Net nonoperating expenses	260,557	(24,155,165)
Income (loss) before changes to permanent endowments	9,353,065	(19,489,637)
Increase in permanent endowments	501,989	720,609
Net income (loss)	9,855,054	(18,769,028)
Net position:		
Net position at beginning of year	109,704,832	128,473,860
Net position at end of year	\$ 119,559,886	\$ 109,704,832

The accompanying notes are an integral part of these financial statements.

San Diego State University Research Foundation

STATEMENTS OF CASH FLOWS

Years ended June 30, 2023 and 2022

	2023	2022
Cash flows from operating activities:		
Sponsored programs receipts	\$ 149,150,652	\$ 135,525,350
Community and campus programs receipts	30,353,396	21,415,465
Contributions	21,726,288	23,689,710
Rents received	7,276,730	6,344,388
Payments to suppliers	(73,163,569)	(61,491,009)
Payments to employees	(124,870,134)	(107,530,305)
Transfers to SDSU	253,378	(1,824,994)
Transfers to The Campanile Foundation	(1,000,000)	(10,000)
Forgiveness of KPBS Payroll Protection Plan loan	(2,122,277)	-
Other receipts	1,202,527	2,555,172
	8,806,991	18,673,777
Net cash provided by operating activities		
Cash flows from capital and related financing activities:		
Principal payments on long-term debt	(1,110,000)	(1,060,000)
Payments for right of use leased assets	(3,370,596)	(2,032,835)
Interest paid	(1,452,264)	(1,451,393)
Purchase of property and equipment	(4,379,361)	(8,792,390)
Proceeds from sale of capital assets	83,255	100,977
Proceeds from KPBS capital campaign	5,242,538	4,653,718
KPBS capital campaign purchases	(606,081)	(290,386)
KPBS capital campaign transfers to SDSU	(2,500,000)	(17,000,000)
	(8,092,509)	(25,872,309)
Net cash used in capital and related financing activities		
Cash flows from investing activities:		
Investment income	2,432,036	718,044
Purchases of investments	(64,849,999)	(55,442,669)
Proceeds from sales and maturities of investments	59,109,769	65,179,509
Collection of notes receivable	837,199	418,600
	(2,470,995)	10,873,484
Net cash provided by (used) in investing activities		
NET INCREASE (DECREASE) IN CASH AND CASH EQUIVALENTS	(1,756,513)	3,674,952
Cash and cash equivalents, beginning of year	12,851,762	9,176,810
Cash and cash equivalents, end of year	\$ 11,095,249	\$ 12,851,762

The accompanying notes are an integral part of these financial statements.

San Diego State University Research Foundation

STATEMENTS OF CASH FLOWS - CONTINUED

Years ended June 30, 2023 and 2022

	<u>2023</u>	<u>2022</u>
Reconciliation of operating income to net cash provided by operating activities:		
Operating income	\$ 9,092,508	\$ 4,665,528
Adjustments to reconcile operating income to net cash provided by operating activities:		
Depreciation	8,172,441	7,207,948
Change in assets, liabilities, deferred outflows and inflows of resources:		
Accounts receivable	(5,200,921)	(869,955)
Pledges receivable - KPBS operating contributions	(1,606,454)	368,655
Prepaid expenses and other assets	2,636,193	(3,758,464)
Deferred outflows of resources	(1,974,687)	258,654
Accounts payable	(54,738)	2,618,350
Accrued expenses	1,185,248	1,977,494
Sponsored programs receipts over expenses	1,442,063	6,124,570
Other liabilities	786,015	584,747
Deferred contributions KPBS	(562,135)	(785,899)
Deferred inflows of resources	(2,741,633)	1,396,534
Forgiveness of KPBS Payroll Protection Plan loan	(2,122,277)	-
Net transfers to SDSU	253,378	(1,824,994)
Net transfers to The Campanile Foundation	(1,000,000)	(10,000)
Increase in permanent endowments	501,990	720,609
	<u>\$ 8,806,991</u>	<u>\$ 18,673,777</u>
Supplemental disclosure of noncash investing and financing activity:		
Increase (decrease) in fair value of investments	\$ 2,703,529	\$ (4,547,571)
Increase (decrease) in permanent endowments	\$ 42,663	\$ (132,163)
Obtaining a right-of-use asset in exchange for a lease liability	\$ (909,288)	\$ (615,109)
Forgiveness of KPBS Payroll Protection Plan loan	\$ 2,122,277	\$ -

The accompanying notes are an integral part of these financial statements.

San Diego State University Research Foundation

STATEMENTS OF FIDUCIARY NET POSITION

Years ended June 30, 2023 and 2022

	Other Postemployment Benefit Trust Funds December 31, 2022	Custodial Funds (TCF) June 30, 2023
Assets		
Cash and cash equivalents (Note 2)	\$ -	\$ 791,722
Investments (Note 3)	12,915,097	5,835,731
	<hr/>	<hr/>
Total assets	12,915,097	6,627,453
Liabilities		
Payable to employer	151,891	-
Accounts payable and accrued liabilities	5,262	-
	<hr/>	<hr/>
Total liabilities	157,153	-
	<hr/>	<hr/>
Total net position (Note 11)	<u>\$ 12,757,944</u>	<u>\$ 6,627,453</u>

	Other Postemployment Benefit Trust Funds December 31, 2021	Custodial Funds (TCF) June 30, 2022
Assets		
Cash and cash equivalents (Note 2)	\$ -	\$ 4,064,875
Investments (Note 3)	15,238,617	10,263,582
	<hr/>	<hr/>
Total assets	15,238,617	14,328,457
Liabilities		
Payable to employer	154,194	-
Accounts payable and accrued liabilities	4,308	-
	<hr/>	<hr/>
Total liabilities	158,502	-
	<hr/>	<hr/>
Total net position (Note 11)	<u>\$ 15,080,115</u>	<u>\$ 14,328,457</u>

The accompanying notes are an integral part of these financial statements.

San Diego State University Research Foundation

STATEMENTS OF CHANGES IN FIDUCIARY NET POSITION

Years ended June 30, 2023 and 2022

	Other Postemployment Benefit Trust Funds December 31, 2022	Custodial Funds (TCF) June 30, 2023
Additions		
Contributions	\$ 21,354	\$ -
Net investment income	(1,930,235)	-
Fund additions - campus and community programs	-	4,562,678
Fund additions - student financial aid	-	143,229
Fund additions - endowment	-	58,839,339
Total additions	(1,908,881)	63,545,246
Deductions		
Insurance payments	357,360	-
Professional fees	55,930	-
Fund deductions - campus and community programs	-	8,577,163
Fund deductions - student financial aid	-	233,769
Fund deductions - endowment	-	62,435,318
Total deductions	413,290	71,246,250
Net increase in fiduciary net position	(2,322,171)	(7,701,004)
Net position - beginning	15,080,115	14,328,457
Net position - ending	<u>\$ 12,757,944</u>	<u>\$ 6,627,453</u>

	Other Postemployment Benefit Trust Funds December 31, 2021	Custodial Funds (TCF) June 30, 2022
Additions		
Contributions	\$ 43,483	\$ -
Net investment income	1,463,398	-
Fund additions - campus and community programs	-	13,193,914
Fund additions - student financial aid	-	1,302,474
Fund additions - endowment	-	40,852,775
Total additions	1,506,881	55,349,163
Deductions		
Insurance payments	299,133	-
Professional fees	84,979	-
Fund deductions - campus and community programs	-	18,323,059
Fund deductions - student financial aid	-	128,374
Fund deductions - endowment	-	41,903,404
Total deductions	384,112	60,354,837
Net increase in fiduciary net position	1,122,769	(5,005,674)
Net position - beginning	13,957,346	19,334,131
Net position - ending	<u>\$ 15,080,115</u>	<u>\$ 14,328,457</u>

The accompanying notes are an integral part of these financial statements.

San Diego State University Research Foundation

NOTES TO FINANCIAL STATEMENTS

June 30, 2023 and 2022

NOTE 1 - DESCRIPTION OF ORGANIZATION

San Diego State University Foundation (dba San Diego State University (SDSU) Research Foundation) was formed on February 11, 1943. It is an auxiliary organization of San Diego State University (the University) and is organized and operated in accordance with the Education Code of the State of California and the California Code of Regulations. It is a nonprofit corporation chartered to provide and augment programs that are an integral part of the educational and community service mission of the University. While SDSU Research Foundation is organized to function as a separate corporation, it is integrated into the goals and programs of the University. SDSU Research Foundation reports as a special-purpose government entity engaged only in business-type activities.

SDSU Research Foundation is responsible for the accomplishment of certain University objectives that require financial support not provided by the state. These activities occur in all aspects of university life, including the development and administration of sponsored grants and contracts for faculty and staff research and educational projects; the administration of community and campus-related programs; the financial administration of certain gifts and donations; and the investment of certain endowments and other funds. SDSU Research Foundation's financial statements are included as a component unit of the University's annual financial statements as required by the Government Accounting Standards Board (GASB).

Affiliated Organizations

SDSU Research Foundation is related to the three other auxiliaries of the University: Associated Students of San Diego State University, Aztec Shops, Ltd. and The Campanile Foundation (TCF). The auxiliaries and the University periodically provide various services for one another and collaborate on projects.

NOTE 2 - SUMMARY OF SIGNIFICANT ACCOUNTING POLICIES

A summary of the significant accounting policies utilized by SDSU Research Foundation follows.

Basis of Accounting

The accompanying financial statements have been prepared using the economic resources measurement focus and the accrual basis of accounting in accordance with accounting principles generally accepted in the United States of America, as prescribed by the Governmental Accounting Standards Board (GASB). Revenues are recorded when earned and expenses are recorded when a liability is incurred, regardless of the timing of related cash flows.

Classification of Current and Noncurrent Assets and Liabilities

SDSU Research Foundation considers assets to be current that can be reasonably expected, as a part of its normal business operations, to be converted to cash and be available for liquidation of current liabilities within twelve months of the statement of net position date. Liabilities that can be reasonably expected, as part of normal operations, to be liquidated within twelve months of the statement of net position date are considered to be current. All other assets and liabilities are considered to be noncurrent.

Cash and Cash Equivalents

SDSU Research Foundation considers cash and short-term highly liquid investments with original maturities of three months or less to be cash and cash equivalents. These short-term investments are stated at cost, which approximates fair value.

San Diego State University Research Foundation
NOTES TO FINANCIAL STATEMENTS - CONTINUED
June 30, 2023 and 2022

Investments

All investments are reported at fair value, which is the price that would be received to sell an asset in an orderly transaction between market participants at the measurement date.

Accounts and Pledges Receivable

Accounts receivables are recorded at the actual amounts expected to be collected and include both billed and unbilled amounts.

Pledges receivable are due from donors of KPBS and are recorded at net present value.

Capital Assets

Capital assets in excess of \$5,000 are recorded at cost, if purchased, or at estimated fair value, if donated. Certain equipment acquired through grants is subject to restrictions on use and disposition subsequent to the conclusion of the related grants.

Leased assets and subscription-based IT arrangements in excess of \$10,000 which qualify under GASB 87 and GASB 96 have been capitalized as a Right of Use Asset.

Depreciation is computed using the straight-line method over the useful life of the asset or length of the associated lease. For buildings, the useful life is generally 40 years. For building improvements, furniture, fixtures and equipment, the useful life is generally 5, 10 or 15 years. Improvements to leased property and subscription-based IT arrangements are amortized over the term of the lease/agreement or the life of the improvement.

Asset Impairment

SDSU Research Foundation annually evaluates capital assets held for investment. The carrying values of such assets that are considered to be impaired are adjusted accordingly.

There were no such impairments for the years ended June 30, 2023 and June 30, 2022.

Deferred Outflows and Inflows of Resources

Contributions received that are applicable to a future reporting period are presented as Deferred contributions and classified as a deferred inflow of resources. KPBS is classified as a deferred inflow of resources.

Losses and gains on bond refundings are deferred and reported as deferred outflows of resources or deferred inflows of resources, respectively. They are amortized on the straight-line method over the life of the refunded bonds.

OPEB related inflows of resources include OPEB plan experience, OPEB assumption changes, and OPEB trust investment experience. These are actuarial calculated amounts that represent differences between the most recent actuarial report and the previous actuarial report. Deferred inflows due to plan experience and assumption changes are recognized over the plan's expected average remaining service life, which is currently 4.81 years. OPEB related outflows of resources include the OPEB subsequent contribution, which will be recognized in the next fiscal year, and OPEB trust investment experience. The OPEB trust investment experience is an actuarial calculated amount representing the difference between projected and actual earnings on OPEB plan investments. Changes due to investment performance different from assumed earnings rate, whether a deferred inflow or deferred outflow, are amortized over five years.

San Diego State University Research Foundation
NOTES TO FINANCIAL STATEMENTS - CONTINUED
June 30, 2023 and 2022

Deferred inflows of resources have been recorded for leases where SDSU Research Foundation is the lessor on leases that qualify under GASB 87. They are amortized over the life of the lease as payments are received from the lessees. Deferred inflows or resources have been recorded for an asset transfer where SDSU Research Foundation is the receiver of an asset that qualifies under GASB 94. This has been amortized over the life of the lease and the asset will be transferred at the end of the lease term.

Other Assets

Other assets consist primarily of the net OPEB asset and deposits held by others.

Compensated Absences

SDSU Research Foundation accrues vacation benefits for eligible employees at various rates depending upon length of service and employee classification. Eligible employees accrue sick leave based upon their employment status as either full time, part time, student, temporary or seasonal; however, except in limited cases upon retirement, employees are not paid for unused sick leave at the end of employment. Liabilities for compensated absences of approximately \$3,596,000 and \$3,343,000 as of June 30, 2023 and 2022, respectively, are included in accrued expenses.

Revenue Recognition

Revenue from sponsored programs is recognized as Sponsored programs support in the fiscal year in which all eligibility requirements have been satisfied. Sponsored programs revenue received prior to satisfaction of eligibility requirements and incurrence of the related expenses have been deferred and are reflected as Sponsored programs receipts over expenditures in the accompanying Statements of Net Position.

SDSU Research Foundation received 52.3% and 53.2% of its total operating revenue from federal sources during the years ended June 30, 2023 and 2022, respectively. The Department of Health and Human Services provided 26.8% and 26.9% of the total operating revenue for the years ended June 30, 2023 and 2022, respectively.

Revenue from community and campus programs is recognized as earned, which includes the revenue related to KPBS and SDSU Global Campus as well as other Campus Programs.

Revenue from contributions is recognized in the fiscal year in which all eligibility requirements have been satisfied. Contributions received prior to satisfaction of eligibility requirements are deferred.

Transfers

Transfers are non-exchange cash transactions to or from related parties in support of the mission of the University.

Net Position

SDSU Research Foundation's net position is classified into the following categories:

Net Investment in Capital Assets

Capital assets, net of accumulated depreciation and outstanding principal balances of debt attributable to the acquisition, construction, or improvement of those assets.

San Diego State University Research Foundation
NOTES TO FINANCIAL STATEMENTS - CONTINUED

June 30, 2023 and 2022

Restricted - Nonexpendable

Assets, net of related liabilities, which are subject to externally imposed conditions that SDSU Research Foundation retains in perpetuity. Assets in this category consist of endowments and property held by SDSU Research Foundation.

Restricted - Expendable

Assets, net of related liabilities, which are subject to externally imposed conditions that can be fulfilled by the actions of SDSU Research Foundation's Board of Directors.

Unrestricted

All other categories of assets, net of related liabilities. In addition, unrestricted assets may be designated for specific purposes by SDSU Research Foundation's Board of Directors.

Restricted resources are used in accordance with SDSU Research Foundation policies. When both restricted and unrestricted resources are available for use, the determination to use restricted or unrestricted resources is made on a case-by-case basis.

Classification of Revenues and Expenses

SDSU Research Foundation considers operating revenues and expenses to be those revenues and expenses that result from exchange transactions or from activities that are connected directly to SDSU Research Foundation's primary functions. Certain other transactions are reported as nonoperating revenues and expenses, including Interest expense, Investment income, net of investment-related fees, changes in the fair value of investments, and Net gain (loss) on dispositions of property and equipment.

Functional Expense Allocations

Expenses that can be identified with a specific program or supporting service are charged directly to the related program or support services. Expenses applicable to more than one activity, such as facilities-related depreciation, are allocated amongst sponsored programs, community and campus programs, and plant fund based on an evaluation from management.

Interfund Eliminations

According to SDSU Research Foundation policy, all interfund transactions have been eliminated in the accompanying financial statements.

Income Taxes

The SDSU Research Foundation and primarily all of its affiliates are recognized by the Internal Revenue Service (IRS) as exempt from federal income tax under Section 501(a) of the Internal Revenue Code as charitable organizations qualifying under Internal Revenue Code Section 501(c)(3), except for income taxes pertaining to unrelated business income. Under U.S. GAAP, the tax effects from uncertain tax positions are to be recognized in the financial statements only if the position is more likely than not to be sustained if the position were to be challenged by a tax authority.

The SDSU Research Foundation completed an analysis of its uncertain tax positions in accordance with applicable accounting guidance and determined there are no amounts to be recognized on the financial statements at June 30, 2023 or 2022.

San Diego State University Research Foundation
NOTES TO FINANCIAL STATEMENTS - CONTINUED

June 30, 2023 and 2022

Use of Estimates

The preparation of financial statements requires management to make estimates and assumptions that affect the reported amounts of assets and liabilities and disclosure of contingent assets and liabilities at the date of the financial statements. Estimates also affect the reported amounts of revenue, gains, expenses and losses during the reporting period. Actual results could differ from those estimates.

Reclassifications

No reclassifications have been made to the June 30, 2023 financial statements.

Pronouncements Issued

For the year ended June 30, 2023, SDSU Research Foundation implemented GASB Statement 94 (GASB 94), *Public-Private and Public-Public Partnerships* (“PPPs”) and *Availability Payment Arrangements* (“APAs”) effective with fiscal year 2023, which increases the usefulness of governments’ financial statements by requiring recognition of the receivable of an asset and recognition of deferred inflows of the underlying asset. A single PPP agreement has been recognized into the June 30, 2023 financial statements. The financial statement impact of this PPP agreement was an increase in receivable and deferred inflow of resources presented in the statement of net position. The income statement recognizes the related interest income and any future realized gain/loss resulting from remeasurement or early terminations.

For the year ended June 30, 2023, SDSU Research Foundation implemented GASB Statement 96 (GASB 96), *Subscription-Based Information Technology Arrangements* (SBITA), which increases the usefulness of governments’ financial statements by requiring recognition of certain right-to-use assets and liabilities for SBITAs that previously were classified as operating expenses and recognized as inflows of resources or outflows of resources based on the payment provisions of the contract. It establishes a single model for accounting based on the foundational principle that SBITAs are financings of the right to use an underlying asset. Under GASB 96, a SBITAs are required to recognize a liability and an intangible right-to-use asset, and required to recognize deferred outflow of resources, thereby enhancing the relevance and consistency of information about governments’ SBITA activities. SDSU Research Foundation implemented GASB 96 and found that it had no material impact on SDSU Research Foundation’s financial statements.

These standards have been incorporated into the June 30, 2023 financial statements. However, it was not feasible to restate the June 30, 2022 financial statements to comply with the new standards. The California State University (CSU) system office provided the accounting software to all 23 campuses and its auxiliary organizations so that the consolidated CSU financial statements would be consistently presented. As part of the SBITA and P3 implementation, the CSU requested that all campuses and auxiliaries implement the new standards as of July 1, 2022 for the year ended June 30, 2023 and to not implement for the year ended June 30, 2022.

For the year ended June 30, 2023, SDSU Research Foundation implemented GASB Statement 91 (GASB 91), *Conduit Debt Obligations*, which provides a single method of reporting conduit debt obligations by issuers and eliminate diversity in practice associated with (1) commitments extended by issuers, (2) arrangements associated with conduit debt obligations, and (3) related note disclosures. SDSU Research Foundation implemented GASB 91 and found that it had no material impact on SDSU Research Foundation’s financial statements.

For the year ended June 30, 2023, SDSU Research Foundation implemented GASB Statement 99 (GASB 99), *Omnibus*, which addresses a variety of practice issues, such as requirements related to leases, PPPs and SBITAs that were identified during implementation and application of certain GASB Statements. The effective periods of Statement No. 99 covered multiple fiscal years. SDSU Research Foundation

San Diego State University Research Foundation
NOTES TO FINANCIAL STATEMENTS - CONTINUED

June 30, 2023 and 2022

implemented some of the requirements of this statement in its fiscal year ended June 30, 2022 financials, and the residual items in the current fiscal year and found that there were no material impacts to SDSU Research Foundation's financial statements.

For the year ended June 30, 2022, SDSU Research Foundation implemented GASB Statement 87 (GASB 87), *Lease Accounting*, which increases the usefulness of governments' financial statements by requiring recognition of certain lease assets and liabilities for leases that previously were classified as operating leases and recognized as inflows of resources or outflows of resources based on the payment provisions of the contract. It establishes a single model for lease accounting based on the foundational principle that leases are financings of the right to use an underlying asset. Under GASB 87, a lessee is required to recognize a lease liability and an intangible right-to-use lease asset, and a lessor is required to recognize a lease receivable and a deferred inflow of resources, thereby enhancing the relevance and consistency of information about governments' leasing activities. Both lessor and lessee leases have been incorporated into the June 30, 2022 financial statements. The California State University (CSU) system office provided the lease accounting software to all 23 campuses and its auxiliaries so that the consolidated CSU financial statements would be consistently presented.

The GASB has issued the following statements:

- GASB Statement No. 100, *Accounting Changes and Error Corrections* – an amendment of GASB Statement No. 62 (effective for the year ending June 30, 2024)
- GASB Statement No. 101, *Compensated Absences* (effective for the year ending June 30, 2025)

Management has not determined what, if any, impact implementation may have on the financial statements of SDSU Research Foundation.

NOTE 3 - INVESTMENTS

Investment Policy

The primary objective of the investment policy of SDSU Research Foundation is to protect the underlying assets so that the funds are available when needed by various projects and programs. A secondary objective is to maximize investment income on available investments. Various policies have been adopted to meet these objectives at the same time. Specific references are included below under various risk categories.

Investments as of June 30, 2023 and June 30, 2022, respectively, are as follows:

	2023 Investments Held	Fiduciary Funds	2023 Investments Held by SDSURF
Short-term	\$ 37,024,886	\$ (5,835,731)	\$ 31,189,155
Short-term restricted	4,782,101	-	4,782,101
Long-term	41,225,362	-	41,225,362
Long-term restricted	18,224,554	-	18,224,554
	<u>\$ 101,256,903</u>	<u>\$ (5,835,731)</u>	<u>\$ 95,421,172</u>

San Diego State University Research Foundation
NOTES TO FINANCIAL STATEMENTS - CONTINUED

June 30, 2023 and 2022

	2022 Investments Held	Fiduciary Funds	2022 Investments Held by SDSURF
Short-term	\$ 24,779,223	\$ (10,263,582)	\$ 14,515,641
Short-term restricted	2,656,483	-	2,656,483
Long-term	52,265,839	-	52,265,839
Long-term restricted	17,143,920	-	17,143,920
	<u>\$ 96,845,465</u>	<u>\$ (10,263,582)</u>	<u>\$ 86,581,883</u>

SDSU Research Foundation categorizes its fair value measurements within the fair value hierarchy established by generally accepted accounting principles. The following levels indicate the hierarchy of inputs used to measure fair value and the primary valuation methodologies used for financial instruments measured at fair value on a recurring basis:

Level 1 - Investments whose values are based on quoted prices (unadjusted) for identical assets in active markets that a government can access at the measurement date.

Level 2 - Investments with inputs – other than quoted prices included within Level 1 – that are observable for an asset, either directly or indirectly.

Level 3 - Investments classified as Level 3 have unobservable inputs for an asset and may require a degree of professional judgment.

The following tables summarize SDSU Research Foundation's investments within the fair value hierarchy at June 30, 2023 and June 30, 2022, respectively:

2023 Investments	Total	Level 1	Level 2	Level 3
Corporate bonds	\$ 42,081,120	\$ 42,081,120	\$ -	\$ -
Treasury bills	6,005,674	6,005,674	-	-
Deferred gift (various)	798,811	798,811	-	-
Commercial paper	1,458,856	-	1,458,856	-
Certificate of deposit	2,363,814	-	2,363,814	-
Money market funds	5,668,745	-	5,668,745	-
Real property	1,797,000	-	-	1,797,000
TCF endowment pool	40,931,899	-	-	40,931,899
Amount held by others	130,984	-	-	130,984
	<u>\$ 101,256,903</u>	<u>\$ 48,885,605</u>	<u>\$ 9,511,415</u>	<u>\$ 42,859,883</u>

San Diego State University Research Foundation
NOTES TO FINANCIAL STATEMENTS - CONTINUED

June 30, 2023 and 2022

2022 Investments	Total	Level 1	Level 2	Level 3
Corporate bonds	\$ 52,375,724	\$ 52,375,724	\$ -	\$ -
Treasury bills	354,741	354,741	-	-
Deferred gift (various)	786,184	786,184	-	-
Certificate of deposit	2,410,141	-	2,410,141	-
Money market funds	73,557	-	73,557	-
Real property	1,797,000	-	-	1,797,000
TCF endowment pool	38,909,832	-	-	38,909,832
Amount held by others	138,286	-	-	138,286
	<u>\$ 96,845,465</u>	<u>\$ 53,516,649</u>	<u>\$ 2,483,698</u>	<u>\$ 40,845,118</u>

The following is a description of the valuation methodologies used for assets measured at fair value:

Level 1 Measurements

- Treasury Issues, Corporate Bonds and Bond Mutual Funds – based on quoted prices available in an active market.
- Deferred Gift – based on quoted prices available in an active market. The deferred gift is invested in a portfolio of cash, equity securities, fixed income securities, and real estate funds designed to provide a moderate amount of current income with moderate growth of capital.

Level 2 Measurements

- Money Market Funds – based on published fair value per share for each fund.
- Certificates of Deposit – valued at cost, which approximates fair value.
- Commercial Paper – issued at a discount of face value, reflects prevailing market interest rates.

Level 3 Measurements

- TCF Endowment Pool – SDSU Research Foundation invests in the TCF Endowment Pool, a unitized pool managed by TCF, another university auxiliary organization. The fair value is calculated as SDSU Research Foundation’s share of the pool as of the measurement date, which is based on the fair value of the underlying assets owned by the fund divided by the number of units outstanding.
- Real Property – fair value reflects most recent appraised value. Because there are no observable measures, the appraiser must rely solely on experience and knowledge of the market when using inputs for real estate assets. The property may be sold should the needs of the programs change.
- Amounts Held by Others – SDSU Research Foundation is the beneficiary of certain trusts held in an endowment portfolio managed by a community foundation. The fair value is calculated based on the fair value of the underlying assets owned by the fund.

The Campanile Foundation Endowment Pool

The TCF Endowment Pool has significant investments in various mutual funds and third-party investment pools. These investments are managed by an Outside Chief Investment Officer (OCIO) based upon the Investment Policy Statement (IPS) as approved by the TCF Board of Directors. The TCF Finance and

San Diego State University Research Foundation
NOTES TO FINANCIAL STATEMENTS - CONTINUED

June 30, 2023 and 2022

Investment Committee meets regularly with the OCIO to review the investments, performance, and compliance with the IPS. The investment category allocations and IPS targets as of June 30 are as follows:

	<u>2023</u>	<u>2022</u>	<u>IPS Target</u>
Growth assets	58.7%	54.7%	60.0%
Credit	6.6	6.4	8.0
Inflation hedges	11.8	12.6	13.0
Risk mitigation	22.9	26.3	19.0
Total	<u>100.0%</u>	<u>100.0%</u>	<u>100.0%</u>

SDSU Research Foundation recognized net unrealized gain of \$2.2 million and a net unrealized loss of \$3.0 million for the years ended June 30, 2023 and 2022, respectively, from its investment in the TCF Endowment Pool.

The TCF Endowment Pool is subject to concentrations of credit risk and the investments of the TCF Endowment Pool are exposed to both interest rate and market risk. Economic conditions can impact these risks, and risks and resulting market values can be either positively or adversely affected. If the level of risk increases in the near term, it is possible that the investment balances, and thus SDSU Research Foundation's portion of those investments, could be materially affected. Although the market value of the investment in the TCF Endowment Pool is subject to fluctuations on a year-to-year basis, management believes the investment policies of TCF are prudent for the long-term welfare of SDSU Research Foundation.

In accordance with the Uniform Prudent Management of Institutional Funds Act (UPMIFA), SDSU Research Foundation has adopted investment and spending policies for endowment assets that attempt to provide a predictable stream of funding to SDSU Research Foundation's programs and operations supported by its endowment while also seeking to maintain the long-term purchasing power of the endowment assets.

Endowment distributions are provided in accordance with SDSU Research Foundation and The Campanile Foundation's investment policy statement. For the fiscal years ended June 30, 2023 and 2022, the distribution rate was 4% of the endowment principal market value using a three-year moving average.

Interest Rate Risk

Interest rate risk is the risk that changes in market interest rates will adversely affect the fair value of a fixed income investment. In order to reduce interest rate risk exposure, SDSU Research Foundation's investment policy states that individually held working capital fixed income investments are limited to a five-year maturity and should be staggered over various maturity dates.

Maturities of fixed income investments as of June 30, 2023 are as follows:

	<u>Market Value Total</u>	<u>Less Than One Year</u>	<u>Two-Five Years</u>
Treasury issues	\$ 6,005,674	\$ 6,005,674	\$ -
Commercial paper	1,458,856	1,458,856	-
Corporate bonds	42,081,120	26,239,275	15,841,845
Certificates of deposit	2,363,814	2,363,814	-
	<u>\$ 51,909,464</u>	<u>\$ 36,067,619</u>	<u>\$ 15,841,845</u>

San Diego State University Research Foundation
NOTES TO FINANCIAL STATEMENTS - CONTINUED

June 30, 2023 and 2022

Maturities of fixed income investments as of June 30, 2022 are as follows:

	<u>Market Value Total</u>	<u>Less Than One Year</u>	<u>Two-Five Years</u>
Corporate bonds	\$ 52,375,724	\$ 24,597,267	\$ 27,778,457
Bond mutual fund	354,741	354,741	-
Certificates of deposit	2,410,141	2,410,141	-
	<u>\$ 55,140,606</u>	<u>\$ 27,362,149</u>	<u>\$ 27,778,457</u>

Credit Risk

Credit risk is the risk that an issuer of an investment will not fulfill its obligation to repay the debt security when due. SDSU Research Foundation's investment policy requires that fixed income investments must be rated as "Investment Grade," which is BBB or higher. Credit ratings by nationally recognized institutions are used to assess the creditworthiness of specific investments. The bond mutual fund and money market funds do not have a rating provided by a nationally recognized statistical rating organization. The range of rating of corporate bonds was BBB- to AAA as of June 30, 2023 and BBB to AAA as of June 30, 2022.

Concentration of Credit Risk

Concentration of credit risk is the risk of loss attributed to the magnitude of the investment in a single issuer. SDSU Research Foundation's investment policy contains no limitations as to how much can be invested with any one issuer. As of June 30, 2023, and June 30, 2022, SDSU Research Foundation did not have any investments with a single non-federal issuer that exceeded 5% of total investments.

Custodial Credit Risk

Custodial credit risk for deposits is the risk that SDSU Research Foundation will not be able to recover its deposits in the event of a failure of a depository institution. SDSU Research Foundation deposits are maintained at financial institutions that are Federal Deposit Insurance Corporation (FDIC) secured up to \$250,000. In the ordinary course of SDSU Research Foundation's operations, deposit balances can exceed the FDIC insured limits.

Custodial credit risk for investments is the risk that if the counterparty to an investment transaction were to fail, SDSU Research Foundation would not be able to recover its investment. With respect to investments, custodial credit risk generally applies only to direct investments in marketable securities. Custodial credit risk does not apply to indirect investment in securities through the use of mutual funds and government investment pools. Federally Sponsored Enterprise Issues are held by Securities Investor Protection Corporation (SIPC) insured brokers and are not registered with the issuer in SDSU Research Foundation's name.

San Diego State University Research Foundation
NOTES TO FINANCIAL STATEMENTS - CONTINUED
June 30, 2023 and 2022

NOTE 4 - ACCOUNTS AND PLEDGES RECEIVABLE

Accounts and pledges receivable as of June 30, 2023 and June 30, 2022 consisted of the following:

	2023		
	Current	Noncurrent	Total
Sponsored programs	\$ 26,932,605	\$ -	\$ 26,932,605
Pledges receivable	2,916,835	2,584,214	5,501,049
Leases, PPP receivable	3,395,099	54,988,132	58,383,231
Other receivables	5,183,261	-	5,183,261
Less: allowance for doubtful accounts	<u>(201,135)</u>	<u>-</u>	<u>(201,135)</u>
Total accounts receivable	<u>\$ 38,226,665</u>	<u>\$ 57,572,346</u>	<u>\$ 95,799,011</u>
	2022		
	Current	Noncurrent	Total
Sponsored programs	\$ 21,068,070	\$ -	\$ 21,068,070
Pledges receivable	4,636,938	4,500,202	9,137,140
Leases	3,908,135	18,664,904	22,573,039
Other receivables	5,514,082	-	5,514,082
Less: allowance for doubtful accounts	<u>(383,239)</u>	<u>-</u>	<u>(383,239)</u>
Total accounts receivable	<u>\$ 34,743,986</u>	<u>\$ 23,165,106</u>	<u>\$ 57,909,092</u>

It is the policy of management to review outstanding receivables at year-end for collectability and establish an allowance for doubtful accounts.

On July 1, 2022, SDSU Research Foundation implemented of GASB 94 (Statement), *Public-Private and Public-Public Partnerships and Availability Payment Arrangements*, (PPPs).

A total of \$3,709,576 was recognized as the receivable for PPP installment payments as of June 30, 2023. Of the total receivable, \$201,082 was recognized as the current portion of the receivable for PPP installment payments as of June 30, 2023.

Receivables for the Underlying PPP assets purchased or constructed and placed into service by the operator were \$37,600,000 as of June 30, 2023. Ownership of the underlying asset of the PPP has not yet been transferred to the SDSU Research Foundation for these arrangements. The receivables for both the PPP assets and the installment payments are included above in leases and PPP receivable.

Deferred inflow of resources corresponding to the receivable for PPP installment payments and receivable for transfer of underlying PPP asset was \$36,800,000 as of June 30, 2023.

San Diego State University Research Foundation
NOTES TO FINANCIAL STATEMENTS - CONTINUED

June 30, 2023 and 2022

NOTE 5 - NOTES RECEIVABLE - AZTEC SHOPS, LTD.

Notes receivable from Aztec Shops as of June 30, 2023 and 2022 consisted of the following:

	2023		
	Current	Noncurrent	Total
Sanctuary suites ^(a)	\$ 471,799	\$ 3,066,694	\$ 3,538,493
Piedra del Sol and Fraternity Row ^(b)	218,400	1,310,400	1,528,800
College square ^(c)	87,000	652,500	739,500
College strip ^(c)	60,000	450,000	510,000
	<u>\$ 837,199</u>	<u>\$ 5,479,594</u>	<u>\$ 6,316,793</u>
	2022		
	Current	Noncurrent	Total
Sanctuary suites ^(a)	\$ 471,799	\$ 3,538,493	\$ 4,010,292
Piedra del Sol and Fraternity Row ^(b)	218,400	1,528,800	1,747,200
College square ^(c)	87,000	739,500	826,500
College strip ^(c)	60,000	510,000	570,000
	<u>\$ 837,199</u>	<u>\$ 6,316,793</u>	<u>\$ 7,153,992</u>

- (a) In January 2014, SDSU Research Foundation transferred a property adjacent to the University (Sanctuary Suites) to Aztec Shops, Ltd. in exchange for an unsecured note in the amount of \$4,717,991. Payments of interest only at 4% were payable semi-annually until April 15, 2019 at which time fixed principal payments of \$235,900 began plus accrued interest payable semi-annually through October 15, 2028.
- (b) In June 2013, SDSU Research Foundation transferred two student housing projects adjacent to the University (Piedra del Sol and Fraternity Row apartments) to Aztec Shops, Ltd. As part of the consideration for the transfer, Aztec Shops, Ltd. provided an unsecured note to SDSU Research Foundation in the amount of \$2,184,000. Payments of interest only at 4% were payable semi-annually until October 15, 2018 at which time fixed principal payments of \$109,200 plus accrued interest are payable semi-annually through April 15, 2028.
- (c) In May 2015, SDSU Research Foundation transferred properties adjacent to the University (College Square and College Strip) to Aztec Shops, Ltd. in exchange for cash of \$2,725,000, which was used to pay off a mortgage note and unsecured notes in the amount of \$1,470,000. Payments of interest only at 4% were payable semi-annually until October 15, 2020 from Aztec Shops, Ltd., at which time fixed principal payments of \$73,500 plus accrued interest are payable semi-annually through April 15, 2030.

In March 2021 and April 2020, SDSU Research Foundation and Aztec Shops, Ltd. executed amendments to the four promissory notes referenced above. These amendments deferred the principal payments due April 15, 2020, October 15, 2020, April 15, 2021 and October 15, 2021. The payment terms were extended two additional years and the deferred principal payments are due at the end of each term.

San Diego State University Research Foundation
NOTES TO FINANCIAL STATEMENTS - CONTINUED
June 30, 2023 and 2022

NOTE 6 - CAPITAL ASSETS

Capital assets activity for the years ended June 30, 2023 and 2022 consisted of the following:

	Balance June 30, 2022	Adoption of GASB 96	Additions	Reductions	Balance June 30, 2023
Nondepreciable capital assets:					
Land, land improvements	\$ 13,914,536	\$ -	\$ -	\$ -	\$ 13,914,536
Construction in progress	5,730,210	-	895,739	(2,115)	6,623,834
Total nondepreciable capital assets	19,644,746	-	895,739	(2,115)	20,538,370
Depreciable capital assets:					
Buildings and improvements	65,225,859	-	630,729	-	65,856,588
Furniture, fixtures and equipment	26,029,080	-	2,855,008	(1,370,216)	27,513,872
Right of use asset - leases	24,640,427	-	1,448,114	-	26,088,541
Right of use asset - SBITAs	-	959,445	1,166,354	-	2,125,799
Total depreciable capital assets	115,895,366	959,445	6,100,205	(1,370,216)	121,584,800
Less accumulated depreciation:					
Buildings and improvements	(45,929,576)	-	(3,127,816)	-	(49,057,392)
Furniture, fixtures and equipment	(22,737,410)	-	(1,379,849)	1,199,552	(22,917,707)
Right of use asset - leases	(2,647,943)	-	(3,097,453)	-	(5,745,396)
Right of use asset - SBITAs	-	-	(567,323)	-	(567,323)
Total accumulated depreciation	(71,314,929)	-	(8,172,441)	1,199,552	(78,287,818)
Total capital assets, net	<u>\$ 64,225,183</u>	<u>\$ 959,445</u>	<u>\$ (1,176,497)</u>	<u>\$ (172,779)</u>	<u>\$ 63,835,352</u>
	Balance June 30, 2021	Adoption of GASB 87	Additions	Reductions	Balance June 30, 2022
Nondepreciable capital assets:					
Land, land improvements	\$ 13,914,536	\$ -	\$ -	\$ -	\$ 13,914,536
Construction in progress	34,373	-	5,730,208	(34,371)	5,730,210
Total nondepreciable capital assets	13,948,909	-	5,730,208	(34,371)	19,644,746
Depreciable capital assets:					
Buildings and improvements	63,642,401	-	1,591,962	(8,504)	65,225,859
Furniture, fixtures and equipment	26,772,823	-	1,504,596	(2,248,339)	26,029,080
Right of use asset	-	24,511,453	128,974	-	24,640,427
Total depreciable capital assets	90,415,224	24,511,453	3,225,532	(2,256,843)	115,895,366
Less accumulated depreciation:					
Buildings and improvements	(42,669,530)	-	(3,268,551)	8,505	(45,929,576)
Furniture, fixtures and equipment	(23,264,956)	-	(1,291,454)	1,819,000	(22,737,410)
Right of use asset	-	-	(2,647,943)	-	(2,647,943)
Total accumulated depreciation	(65,934,486)	-	(7,207,948)	1,827,505	(71,314,929)
Total capital assets, net	<u>\$ 38,429,647</u>	<u>\$ 24,511,453</u>	<u>\$ 1,747,792</u>	<u>\$ (463,709)</u>	<u>\$ 64,225,183</u>

Depreciation expense totaled \$8,172,441 and \$7,207,948 for the years ended June 30, 2023 and 2022, respectively.

San Diego State University Research Foundation
NOTES TO FINANCIAL STATEMENTS - CONTINUED

June 30, 2023 and 2022

NOTE 7 - AFFILIATED ORGANIZATIONS

The Campanile Foundation (TCF)

TCF is the philanthropic auxiliary organization for the University. The cash and investments shown in the Statements of Fiduciary Net Position represent TCF's claim on cash and investments of SDSU Research Foundation.

Pursuant to an agreement with TCF effective through June 30, 2024, SDSU Research Foundation shall provide administrative services that include cash management processes, gift account administration, and accounting and financial reporting assistance. SDSU Research Foundation charges an administrative fee for all non-student aid funds at the time that TCF expends the funds. Amounts received under this agreement are a combination of fees charged on TCF non-student aid funds and additional amounts paid by TCF. For the years ended June 30, 2023 and 2022 the administrative fee received from TCF totaled \$1,043,000 and \$1,018,000, respectively, and is included in other operating revenues in the accompanying Statements of Revenues, Expenses and Changes in Net Position.

Other

Included in Other liabilities at June 30, 2023 was \$6,100,000 million payable to the University presented in Note 9 as Amounts held for others. Included in Accounts payable and accrued expenses were payables to the affiliated organizations in the approximate amounts of \$1,300,000 and \$600,000 at June 30, 2023 and 2022, respectively. Included in Accounts and pledges receivable were receivables from the affiliated organizations in the approximate amounts of \$142,000 and \$247,000 at June 30, 2023 and 2022, respectively. These amounts occurred in the normal course of business among the affiliated organizations.

NOTE 8 - LONG-TERM OBLIGATIONS

Long-term debt activity for the years ended June 30, 2023 and 2022 was as follows:

	Balance June 30, 2022	Adoption of GASB 96 /94	Additions	Reductions	Balance June 30, 2023	Current Portion
CSU SRB 2012A ^(a)	\$ 150,000	\$ -	\$ -	\$ (150,000)	\$ -	\$ -
CSU SRB 2012B ^(a)	13,195,000	-	-	(450,000)	12,745,000	685,000
CSU SRB 2020A ^(b)	510,000	-	-	(510,000)	-	-
CSU SRB 2020D ^(a)	10,200,000	-	-	-	10,200,000	665,000
Unamortized bond premium						
CSU SRB 2020A ^(b)	11,664	-	-	(11,664)	-	-
CSU SRB 2020D ^(a)	36,756	-	-	(2,562)	34,194	-
Paycheck Protection Program Loan ^(c)	2,122,277	-	-	(2,122,277)	-	-
Lessee leases	17,559,766	-	2,337,579	(3,370,596)	16,526,748	2,553,114
SBITAs	-	556,587	679,748	-	1,236,335	505,163
	<u>\$ 43,785,463</u>	<u>\$ 556,587</u>	<u>\$ 3,017,327</u>	<u>\$ (6,617,100)</u>	<u>\$ 40,742,277</u>	<u>\$ 4,408,277</u>
Long-term obligations						
CSU SRB 2020A loss on refunding ^(a)	\$ 248,871	\$ -	\$ -	\$ (17,365)	\$ 231,506	
CSU SRB 2020D loss on refunding ^(a)	145,666	-	-	(10,163)	135,503	
	<u>\$ 394,537</u>	<u>\$ -</u>	<u>\$ -</u>	<u>\$ (27,528)</u>	<u>\$ 367,009</u>	
Total deferred losses on refunding						
CSU SRB 2020A deferred gain on refunding ^(b)	\$ 15,773	\$ -	\$ -	\$ (15,773)	\$ -	
	<u>\$ 22,042,639</u>	<u>\$ 36,800,000</u>	<u>\$ 2,342,094</u>	<u>\$ (4,426,286)</u>	<u>\$ 56,758,447</u>	
Lease/P3 deferred inflow of resources						

San Diego State University Research Foundation
NOTES TO FINANCIAL STATEMENTS - CONTINUED

June 30, 2023 and 2022

	Balance June 30, 2021	Adoption of GASB 87	Additions	Reductions	Balance June 30, 2022	Current Portion
CSU SRB 2012A ^(a)	\$ 14,345,000	\$ -	\$ -	\$ (145,000)	\$ 14,200,000	\$ 150,000
CSU SRB 2020A ^(b)	1,000,000	-	-	(490,000)	510,000	510,000
CSU SRB 2020D ^(a)	9,770,000	-	-	(425,000)	9,345,000	450,000
Unamortized bond premium						
CSU SRB 2020A ^(b)	46,647	-	-	(34,983)	11,664	-
CSU SRB 2012A ^(a)	39,322	-	-	(2,566)	36,756	-
Paycheck Protection Program Loan ^(c)	2,101,321	-	20,956	-	2,122,277	-
Lessee leases	-	19,463,627	128,974	(2,032,835)	17,559,766	2,014,646
	<u>\$ 27,302,290</u>	<u>\$ 19,463,627</u>	<u>\$ 149,930</u>	<u>\$ (3,130,384)</u>	<u>\$ 43,785,463</u>	<u>\$ 3,124,646</u>
Long-term obligations						
CSU SRB 2012A loss on refunding ^(a)	\$ 266,235	\$ -	\$ -	\$ (17,364)	\$ 248,871	
CSU SRB 2020D loss on refunding ^(a)	155,829	-	-	(10,163)	145,666	
	<u>\$ 422,064</u>	<u>\$ -</u>	<u>\$ -</u>	<u>\$ (27,527)</u>	<u>\$ 394,537</u>	
Total deferred losses on refunding						
CSU SRB 2020A deferred gain on refunding ^(b)	\$ 63,090	\$ -	\$ -	\$ (47,317)	\$ 15,773	
	<u>\$ -</u>	<u>\$ 21,964,580</u>	<u>\$ 4,140,475</u>	<u>\$ (4,062,416)</u>	<u>\$ 22,042,639</u>	
Lessor leases deferred inflow of resources						

- (a) In September 2020, the CSU System refunded a portion of the 2012 system wide revenue bonds. The amount refunded was \$9,145,000 and \$880,000 of the unamortized bond premium. A new issuance of \$10,200,000 was allocated to SDSU Research Foundation with CSU 2020D system wide revenue bonds. The SRB 2020D bonds mature in November 2036 and bear a variable interest rate ranging from 3.0% to 5.0% due in semi-annual principal and interest payments consistent with the terms of the original bonds. The bonds are secured by pledged revenues, including F&A cost recovery payments. The Research Foundation's share of premium on the refunding was \$41,352 and is attributed to the 2012A bonds. The premium is being amortized over 193.5 months (Sept 2020 - Oct 2036) using the straight-line method, which approximates the effective interest method.

The SRB 2020D bonds sold at amounts less than par. The resulting bond loss of \$163,875 is being amortized over the life of the bonds using the straight-line method, which approximates the effective interest method. The losses are deferred and included on the Statement of Net Position as deferred outflow of resources.

- (b) In February 2020, the California State University (CSU) System issued system wide revenue bonds (SRB 2020A). Part of this reissuance (\$1,465,000) was allocated to SDSU Research Foundation to replace the SRB 2010A bonds, previously known as the 1998 certificates of participation and the 1999 insured revenue refunding bonds. The SRB 2020A bonds bear an interest rate of 5.0% and are due in semi-annual principal and interest payments consistent with the terms of the original bonds. The bonds mature in 2022 and payments are secured by pledged revenues, including F&A cost recovery payments.

The SRB 2020A bonds sold at amounts greater than par. The resulting bond premium of \$96,207 is being amortized over the life of the bonds using the straight-line method, which approximates the effective interest method. The balance of the unamortized premium of the SRB 2010A bonds of \$130,123 was reclassified to deferred gain on bond refunding. The deferred gain is included on the Statement of Net Position as a deferred inflow of resources. The gain is being amortized as a reduction of interest expense over the life of the bonds using the straight-line method, which approximates the effective interest method.

San Diego State University Research Foundation
NOTES TO FINANCIAL STATEMENTS - CONTINUED

June 30, 2023 and 2022

(c) As a response to the coronavirus disease (COVID-19) outbreak, the U.S. government has responded with relief legislation. Certain legislation called the Coronavirus Aid, Relief, and Economic Security Act (CARES Act), authorized emergency loans to businesses by establishing, and providing funding for, forgivable bridge loans under the Paycheck Protection Program (PPP). In March 2021, SDSU Research Foundation on behalf of KPBS, received \$2,095,580 under the PPP. The entire balance plus accrued interest of \$26,697 is outstanding as of June 30, 2022. Under the PPP, the Small Business Administration (SBA) reviews the application for forgiveness if eligibility and other criteria are met related to use of the funds. SDSURF received the official notification from the SBA of loan forgiveness in July 2022. This debt was forgiven on July 05, 2022 for \$2,095,580 in principal and \$26.927 in interest by the Small Business Administration, Washington, DC 20416.

On July 1, 2021, SDSU Research Foundation adopted GASB 87 (Statement), *Leases*. All leases were tracked through an internal online software. Leases that were entered into the software had an agreement that conveyed the right to use the asset, whether it be a building, land, vehicle, or equipment. These leases were crossed checked to determine if it qualified under GASB 87. Leases that qualified were at least over a 12-month period and valued over our threshold of \$10,000. The lease liability balance was \$17,559,766 and \$16,526,748 million for years ended June 30, 2023 and 2022, respectively.

On July 1, 2022, SDSU Research Foundation implemented GASB 96 (Statement), *SBITAs*. All SBITAs were tracked through an internal online software. SBITAs that were entered into the software had an agreement that conveyed the right to use the underlying software that qualified under the criteria of the Statement, were at least over a 12-month period, and were valued over our threshold of \$10,000. Obligations under SBITA arrangements were \$1,236,335 as of June 30, 2023.

In July 2016, SDSU Research Foundation entered into a revolving loan agreement with a bank. The loan is secured by two parcels of real property. The loan agreement is available for short-term cash needs, with a maximum amount available of \$12.0 million, and a maturity date of September 26, 2021. The agreement calls for certain restrictive and financial covenants to be maintained. The current agreement requires monthly interest-only payments at a variable interest rate of the prime lending rate minus 1%, but in no event less than 2.5%. There were no amounts outstanding under the agreement as of June 30, 2023 and 2022.

Total interest incurred was approximately \$724,101 and \$1,064,000 for the years ended June 30, 2023 and 2022, respectively.

Future principal and interest payments on long-term bond debt are as follows:

<u>Year(s) Ending June 30</u>	<u>Principal</u>	<u>Interest</u>	<u>Total</u>
2024	\$ 1,350,000	\$ 685,491	\$ 2,035,491
2025	1,380,000	652,566	2,032,566
2026	1,415,000	617,088	2,032,088
2027	1,465,000	578,550	2,043,550
2028	1,500,000	536,924	2,036,924
2029-2033	8,220,000	1,964,761	10,184,761
2034-2037	7,615,000	533,802	8,148,802
	<u>\$ 22,945,000</u>	<u>\$ 5,569,182</u>	<u>\$ 28,514,182</u>

San Diego State University Research Foundation
NOTES TO FINANCIAL STATEMENTS - CONTINUED
June 30, 2023 and 2022

Future principal and interest payments on lease liabilities are as follows:

<u>Year(s) Ending June 30</u>	<u>Principal</u>	<u>Interest</u>	<u>Total</u>
2024	\$ 2,553,114	\$ 251,786	\$ 2,804,900
2025	4,197,747	229,019	4,426,766
2026	1,894,440	181,180	2,075,620
2027	1,868,115	148,630	2,016,745
2028	1,599,392	119,059	1,718,451
2029-2033	2,135,706	374,576	2,510,282
2034-2038	905,803	249,197	1,155,000
2039-2043	1,034,707	118,293	1,153,000
2044-2048	337,724	7,276	345,000
Total requirements	<u>\$ 16,526,748</u>	<u>\$ 1,679,016</u>	<u>\$ 18,205,764</u>

Future principal and interest payments on SBITAs are as follows:

<u>Year(s) Ending June 30</u>	<u>Principal</u>	<u>Interest</u>	<u>Total</u>
2024	\$ 505,163	\$ 31,931	\$ 537,094
2025	616,324	14,574	630,898
2026	114,848	5,852	120,700
2027	-	-	-
2028	-	-	-
2029-2033	-	-	-
2034-2037	-	-	-
Total requirements	<u>\$ 1,236,335</u>	<u>\$ 52,357</u>	<u>\$ 1,288,692</u>

NOTE 9 - OTHER LIABILITIES

Activities in other liabilities for the years ended June 30, 2023 and 2022 consisted of the following:

	<u>Balance June 30, 2022</u>	<u>Additions</u>	<u>Reductions</u>	<u>Balance June 30, 2023</u>
Amount held for others	\$ 5,695,733	\$ 606,117	\$ (210,590)	\$ 6,091,260
Workers' compensation	2,462,653	1,176,850	(750,000)	2,888,983
Unemployment insurance	2,475,672	618,507	(243,455)	2,850,724
Other obligations	408,814	-	(15,367)	393,447-
	<u>\$ 11,042,872</u>	<u>\$ 2,401,474</u>	<u>\$ (1,219,932)</u>	<u>\$ 12,224,414</u>

San Diego State University Research Foundation
NOTES TO FINANCIAL STATEMENTS - CONTINUED

June 30, 2023 and 2022

	Balance June 30, 2021	Additions	Reductions	Balance June 30, 2022
Amount held for others	\$ 6,205,536	\$ 155,824	\$ (665,627)	\$ 5,695,733
Workers' compensation	2,044,005	1,040,058	(621,410)	2,462,653
Unemployment insurance	2,179,835	523,390	(227,553)	2,475,672
Other obligations	538,549	-	(129,735)	408,814
	\$ 10,967,925	\$ 1,719,272	\$ (1,644,325)	\$ 11,042,872

Risk Management

SDSU Research Foundation is subject to risks of loss such as general liabilities torts, workers' compensation and unemployment insurance. SDSU Research Foundation participates in the California State University risk management pool, California State University Risk Management Authority (CSURMA), for most of its insurance needs. CSURMA provides insurance and risk management services for California State University campuses and auxiliary organizations, including insurance and self-insurance. Auxiliary Organizations Risk Management Alliance (AORMA) operates within CSURMA to offer tailored coverage for California State University auxiliary organizations. CSURMA AORMA assumes charge of the control, negotiation, investigation, settlement, defense, or appeal of any claims made, or suits brought, or proceedings instituted against SDSU Research Foundation for areas covered by the pool. For their services, SDSU Research Foundation remits annual contribution payments computed in accordance with CSURMA AORMA's rules and rates.

For its unemployment and workers' compensation plans, SDSU Research Foundation is partially self-insured. Using insurance policies with commercial carriers to cover these risks of loss, SDSU Research Foundation maintains excess unemployment insurance coverage of \$1,500,000, in the aggregate, and excess workers' compensation coverage for claims in excess of \$250,000 per occurrence. The unemployment and workers' compensation liabilities are determined annually as part of management's risk analysis based on the claims history and insurance premiums. SDSU Research Foundation engages an actuary to analyze workers' compensation claims filed and estimate those incurred but not reported to determine the discounted ultimate cost for self-insured claims. Management's goal is to accrue the liability to an 80-90% confidence level based on the actuary's estimated liability with an additional accrual for deductibles.

Amounts Held for Others

SDSU Research Foundation executed a 30-year ground and facility lease with the Board of Trustees of the California State University for the SDSU BioScience Center in March 2004. Lease payments began in May 2006. In July 2020, SDSU Research Foundation prepaid the remaining balance of the ground lease by funding a \$5.4 million quasi-endowment held at SDSU Research Foundation for the benefit of SDSU, to be used at the direction of SDSU's President. The endowment balance and investment gain of \$396,000 are included in other liabilities as of June 30, 2023.

NOTE 10 - LEASING/SOFTWARE AGREEMENT ACTIVITY

Lessor Leases

The number of lessor leases that qualified under GASB Statement No. 87 – *Leases*, totaled 52 for the year ended on June 30, 2023. Additionally, the total under the right of use asset totaled to \$21.0 million. Please reference Note 6 – Capital Assets for further details. Deferred inflow of resources balance as of June 30, 2023 totaled to \$19.9 million. See Note 14 – Deferred Inflows and Outflows of Resources for further details.

San Diego State University Research Foundation
NOTES TO FINANCIAL STATEMENTS - CONTINUED

June 30, 2023 and 2022

Land, buildings and improvements, with a current net book value of approximately \$30.4 million, are leased to university-related and commercial organizations. Included in rental income is sublease revenue of \$1,984,000 and \$1,774,000 for the years ended June 30, 2023 and 2022, respectively. During the year ended June 30, 2023, SDSU Research Foundation had 15 affiliated leases with SDSU. Affiliated revenue received totaled \$782,000 and \$770,000 for the years ending on June 30, 2023 and June 30, 2022, respectively.

In July 2019 a ground lease for a student housing project was executed between SDSU Research Foundation and Capstone-San Diego II, LLC, which was transferred to Aztec Shops during FY2022-23. This agreement qualifies under the adoption of GASB Statement No. 94, *Public-Private and Public-Public Partnerships and Availability Payment Arrangements*, (PPPs). This is the only agreement recognized under GASB 94. The lease term is from August 16, 2021 through July 31, 2071. This lease has an annual payment owed of \$195,000 for the period August 1, 2022 through July 31, 2023 and \$201,000 for the year ended June 30, 2024 with 3% annual increases through the fourth year. Beginning in the fifth year of the lease term the annual lease payment will be calculated either by (1) a fixed rent amount of \$140,500 and variable rent in the amount equal to 4.54% of the net operating income or (2) fixed rent amount of \$214,000 and variable rent in the amount equal to 0.57% of the net operating income. Upon expiration or earlier termination of the lease, all improvements on the leased premises, excluding personal property, will transfer to the Lessor at no cost. See Note 4 – Accounts and Pledges Receivable for the discussion of the implementation of GASB 94.

In December 2020 an amended and restated ground lease agreement for a student housing project was executed. The lease term is from December 2020 through July 31, 2063. This lease has an annual payment owed of \$220,000 for the period August 1, 2022 to July 31, 2023, and \$223,000 for the year ended June 30, 2024, and payments increasing by 1.0% annually thereafter. Rent is paid from the surplus cash flow. If on any year, to the extent surplus cash flow is not sufficient to pay all or any portion of the rent owed, the unpaid rent shall accrue interest at 8.0% per annum.

Lessee Leases

The amount of lessee leases that qualified under GASB Statement No. 87 – *Leases*, totaled 26 for the year ending on June 30, 2023. The lease liability balance as of June 30, 2023 is \$16.5 million, with a reduction of \$3.4 million as lease payments were made See Note 8 – Long-Term Obligations for further details.

Expenses related to affiliated organizations related to lease agreements totaled \$399,000 and \$394,000 for the years ending on June 30, 2023 and June 30, 2022, respectively.

SDSU Research Foundation executed a 30-year ground and facility lease with the Board of Trustees of the California State University for the SDSU BioScience Center in March 2004. Lease payments began in May 2006. On July 1, 2020, SDSURF prepaid the remaining balance of the ground lease by depositing a principal payment of \$5,400,000 in a quasi- endowment held at SDSURF for the benefit of Business and Financial Affairs (BFA) of SDSU. With the implementation of GASB 87, the prepaid expense was reclassified to a right to use asset. There is no remaining unpaid lease liability and no interest will be recognized. For the year ending June 30, 2023, the annual depreciation is \$352,000.

SDSU Research Foundation has also executed commercial leases for projects located away from the campus. Terms of some leases have the option to renew and include periodic fixed escalations.

Software Agreements

Eleven software agreements that qualified under GASB Statement No.96 – *Subscription-Based Information Technology Arrangements* (SBITA), for the year ending on June 30, 2023. The SBITA liability balance as of June 30, 2023 is \$1.2 million, See Note 8 – Long-Term Obligations for further details.

San Diego State University Research Foundation
NOTES TO FINANCIAL STATEMENTS - CONTINUED

June 30, 2023 and 2022

NOTE 11 - POSTRETIREMENT BENEFIT PLAN

General Information about the OPEB Plan

The SDSU Foundation Health VEBA Plan for Post-Retirement Health Care Benefits (formerly the Health, Vision, Life Insurance/AD&D and Employee Assistance Program of San Diego State University Foundation) (the Plan) was created by SDSU Research Foundation as a fully insured, single-employer benefit plan. The Plan was effective as of August 1, 1982 and is administered by SDSU Research Foundation. It also provides for post-retirement medical benefits to certain former regular employees and qualified dependents of the SDSU Research Foundation.

SDSU Research Foundation established a voluntary employees' beneficiary association trust (the VEBA) with a registered investment company on June 24, 1996. The VEBA holds the assets and funds the post-employment benefit obligation provided under the plan. The fair value of assets held by the VEBA trust for the years ended June 30, 2023 and 2022 was \$13,709,000 and \$12,807,000, respectively. The Plan issues stand-alone, publicly available financial reports that include financial statements and required supplementary information prepared on the accrual basis of accounting in accordance with the standards of the GASB and GAAP. The financial statements may be obtained by contacting the human resources department at SDSU Research Foundation.

SDSU Research Foundation provides medical, hospital, surgical, major medical, vision and dental insurance benefits for retirees who meet certain eligibility requirements as established by Board policy. There are three groups of eligible retirees, as follows:

- Group 1 Retirees – Individuals who were employed as eligible employees on June 30, 1991 and at the time of retirement, had 10 years of service as eligible employees, and retired either (a) under “SDSURF Defined Contribution Retirement Plan” offered through Teachers Insurance and Annuity Association (TIAA) after attaining age 55 (or after attaining age 50 if the individual was employed by SDSU Research Foundation and covered by California Public Employees’ Retirement System (CalPERS) on June 30, 1982), or (b) due to permanent and total disability, as approved by TIAA, under the “Group Total Disability Benefits Plan for Regular Salaried Employees of SDSURF.”
- Group 2 Retirees – Individuals who were employed as eligible employees on or after July 1, 1991 and, at the time of retirement, had 15 years of service as eligible employees, and retired either (a) under “SDSURF Defined Contribution Retirement Plan” offered through TIAA after attaining age 60, or (b) due to permanent total disability, as approved by TIAA, under the “Group Total Disability Benefits Plan for Regular Salaries Employees of SDSURF.”
- Group 3 Retirees – Individuals who retired prior to July 1, 1991 and, as of July 1, 1991, were receiving benefits under SDSU Research Foundation’s “Health Insurance at Retirement” policy, which was approved by SDSU Research Foundation’s Board of Directors on May 14, 1984.

For Group 3 retirees, SDSU Research Foundation pays the same percentage of the premium it pays for active employees. Retirees are required to make the same contribution for spousal or domestic partner coverage, if any, that is paid by active employees to cover one dependent. For Group 1 and 2 retirees, SDSU Research Foundation’s premium contribution is based upon the cost of the least expensive plan for which the retiree is eligible. The amount of contribution is determined by the years of service the employee has earned on the date of retirement in accordance with the vesting schedule within the policy. The minimum retiree contribution for individual coverage is the amount an active employee pays for individual coverage. The minimum retiree contribution for spousal or domestic partner coverage is the amount paid by active employees to cover one dependent.

San Diego State University Research Foundation
NOTES TO FINANCIAL STATEMENTS - CONTINUED
June 30, 2023 and 2022

Only certain regular employees of SDSU Research Foundation are eligible. Regular employees are members of either (a) central staff under the programmatic direction of SDSU Research Foundation's Associate Vice President and CEO, (b) KPBS, (c) SDSU Global Campus, (d) University Relations and Development or (e) SDSU Athletics. A regular employee is appointed to an approved class code, works a regular schedule of 30 hours or more per week, and is not a temporary or leased employee. At December 31, 2022, there were 91 eligible retired participants or their surviving spouses receiving benefits from the Plan. At December 31, 2021, there were 87 eligible retired participants or their surviving spouses receiving benefits from the Plan.

Prior to 2021, retirees of the Foundation were provided benefits under the single-employer health and welfare plan. The Foundation determined that it is in the best interest of the participants and the VEBA trust to separate the retiree benefits. The VEBA Plan document was amended and restated effective January 1, 2021 as a separate retiree plan. Effective January 1, 2021, Health, Dental, Vision, Life Insurance / AD&D and Employee Assistance Program of San Diego State University Foundation (Plan Number 502) assets were transferred out to a new separate retiree plan (Plan Number 504).

SDSU Research Foundation has voluntarily opted for a funding policy under which it contributes 100% of the actuarially determined contribution (ADC). Per the December 31, 2022 actuarial valuation, SDSURF did not need to make a contribution to the VEBA Trust for the fiscal year ending June 30, 2023. Instead, SDSURF was eligible to and did request a \$60,288 refund. The actuarially determined contribution (ADC) for the year ended June 30, 2023 was \$0, comprised of a \$60,288 refund from the trust and an implicit subsidy contribution of \$60,288. The actuarially determined contribution (ADC) for the year ended June 30, 2022 was \$0. No contributions to fund the future liability of the plan are required from employees.

Net OPEB Asset

Included in Other assets on the Statements of Net Position as of June 30, 2023 and June 30, 2022, respectively, is the net OPEB asset of SDSU Research Foundation. The components of the asset balances are as follows:

	June 30, 2023	June 30, 2022
Plan fiduciary net position	\$ 12,757,944	\$ 15,080,115
Total OPEB liability	(8,673,861)	(8,286,121)
Net OPEB asset	\$ 4,084,083	\$ 6,793,994

San Diego State University Research Foundation
NOTES TO FINANCIAL STATEMENTS - CONTINUED
June 30, 2023 and 2022

Actuarial Assumptions

The total OPEB liability for the years ended June 30, 2023 and June 30, 2022 was determined by an actuarial valuation as of December 31, 2021. The following assumptions were used to determine the total OPEB liability as of December 31, 2021:

	December 31, 2021
General inflation rate	2.5%
Salary increase	3.0% per year, used only to allocate the cost of benefits between service years
Investment rate of return	5.25%
Mortality rates	Public Retirement Plans Headcount Weighted 2010 Mortality Table with separate rates for males and females. Mortality improvement rates were projected using MacLeod Watts Scale 2022 on a fully generational basis from 2010 forward.

Discount Rate

The discount rate used to measure the total OPEB liability as of December 31, 2022 and December 31, 2021 was 5.25%, which is equal to the expected long-term yield on investments net of plan investment expenses. This long-term rate of investment returns is used because the earnings are expected to fund the benefit costs. As of December 31, 2022, the VEBA Trust's investment advisor projected a long-term expected return on assets of 7.79% per year, prior to offset for investment management and advisory fees. The fees were estimated to be 0.28% and 0.20%, respectively, each year. The long-term yield was reduced to a more conservative estimate of 5.25% to provide some margin against lower market rate returns.

Sensitivity of the Net OPEB Asset to Changes in Discount Rate and Healthcare Cost

The discount rate used to calculate the net OPEB asset as of December 31, 2022 was 5.25%. Healthcare Cost Trend Rate was assumed to start at 5.8% and grade down to 3.9% for years 2076 and later. The impact of a 1.0% increase or decrease in these assumptions is shown in the chart below as of December 31, 2022:

	Sensitivity of Asset to Change in					
	Discount Rate			Healthcare Cost Trend Rate		
	1% Decrease (4.25%)	Current Discount Rate (5.25%)	1% Increase (6.25%)	1% Decrease	Current Healthcare Cost Trend	1% Increase
Net OPEB asset	\$ 2,792,962	\$ 4,084,083	\$ 5,129,471	\$ 5,180,790	\$ 4,084,083	\$ 2,734,247
(Decrease) increase	(1,291,121)	-	1,045,388	1,096,707	-	(1,349,836)
% (Decrease) increase	(31.6%)		25.6%	26.9%		(33.1%)

San Diego State University Research Foundation
NOTES TO FINANCIAL STATEMENTS - CONTINUED

June 30, 2023 and 2022

The impact of a 1% increase or decrease in these assumptions is shown in the chart below as of December 31, 2021:

	Sensitivity of Asset to Change in					
	Discount Rate			Healthcare Cost Trend Rate		
	1% Decrease (4.35%)	Current Discount Rate (5.35%)	1% Increase (6.35%)	1% Decrease	Current Healthcare Cost Trend	1% Increase
Net OPEB asset	\$ 5,541,347	\$ 6,793,994	\$ 7,805,616	\$ 7,841,676	\$ 6,793,994	\$ 5,504,499
(Decrease) increase	(1,252,647)	-	1,011,622	1,047,682	-	(1,289,495)
% (Decrease) increase	(18.4%)		14.9%	15.4%		(19.0%)

OPEB Expense and Deferred Outflows and Inflows of Resources

For the years ended June 30, 2023 and June 30, 2022, SDSU Research Foundation recognized a reduction to OPEB expense of \$912,027 and \$1,398,455, respectively.

The chart below shows the OPEB related deferred outflows and inflows of resources reported in the Statements of Net Position as of June 30, 2023 and 2022.

	June 30, 2023	June 30, 2022
Deferred outflows of resources		
Changes of assumptions	\$ 303,626	\$ 498,259
OPEB investment experiences	2,169,322	-
Total OPEB related outflows of resources	\$ 2,472,948	\$ 498,259
Deferred inflows of resources		
OPEB plan experiences	\$ 2,061,035	\$ 3,326,238
OPEB investment experiences	1,013,850	1,347,049
Changes of assumptions	92,831	141,678
Total OPEB related inflows of resources	\$ 3,167,716	\$ 4,814,965

SDSU Research Foundation will recognize the contributions made subsequent to the measurement date in the next fiscal year. In addition, future recognition of OPEB related deferred inflows of resources is shown below:

For the Fiscal Year Ending June 30,	Recognized Net Deferred Inflows of Resources
2024	\$ (819,232)
2025	(300,949)
2026	(116,916)
2027	542,329
Total	\$ (694,768)

San Diego State University Research Foundation
NOTES TO FINANCIAL STATEMENTS - CONTINUED

June 30, 2023 and 2022

Actuarial Methods and Assumptions

Projections of benefits for financial reporting purposes are based on the substantive plan (the Plan as understood by the employer and the plan members) and include the types of benefits provided at the time of each valuation and the historical pattern of sharing of benefit costs between the employer and plan members to that point. The actuarial methods and assumptions used include techniques that are designed to reduce the effects of short-term volatility in actuarially accrued liabilities and the actuarial value of assets, consistent with the long-term perspective of the calculations.

Other Retirement Benefits

SDSU Research Foundation sponsors the San Diego State University Foundation Defined Contribution Retirement Plan. It is a 403(b) participant-directed defined contribution plan (the Retirement Plan) available to employees of SDSU Research Foundation if they meet certain eligibility requirements. All participants have the ability to direct the investments of their accounts under the Retirement Plan, in accordance with the investment choices as are made available and with those policies or procedures as are determined by the Retirement Plan administration. SDSU Research Foundation has no control over investment decisions made by the participants.

Participants are vested immediately in their contributions and SDSU Research Foundation contributions plus actual earnings thereon. As of January 1, 2020 the Plan was amended and the 10% contribution was replaced with a 200% fixed match of each participant's contributions up to 10% of the participant's eligible adjusted gross salary. Total contributions to the Retirement Plan for the years ended June 30, 2023 and 2022 were approximately \$6,555,000 and \$5,850,000, respectively, and included in Operating expenses in the Statements of Revenues, Expenses, and Changes in Net Position.

NOTE 12 - DEFERRED INFLOWS AND OUTFLOWS OF RESOURCES

As of June 30, 2023 and 2022, SDSURF reported deferred outflows of resources and deferred inflows of resources in connection with the unamortized (loss)/gain on bond refunding, the OPEB plan, contributions to KPBS, and deferred inflows related to lessor leases, as presented in the table below:

	2023		2022	
	Deferred Outflows	Deferred Inflows	Deferred Outflows	Deferred Inflows
Unamortized loss (gain) on bond refunding	\$ 367,010	\$ -	\$ 394,537	\$ 15,773
OPEB related	2,472,948	3,167,716	498,259	4,814,965
Contributions - KPBS	-	2,447,854	-	3,009,909
Lessor leases	-	19,958,448	-	22,042,639
PPP	-	36,800,000	-	-
	<u>\$ 2,839,958</u>	<u>\$ 62,374,018</u>	<u>\$ 892,796</u>	<u>\$ 29,883,366</u>

NOTE 13 - CONTINGENCIES

SDSU Research Foundation is involved in various legal proceedings arising in the normal course of business. Management believes that the final outcomes of these proceedings will not have a material adverse effect on SDSU Research Foundation's results of operations or financial position.

REQUIRED SUPPLEMENTARY INFORMATION (UNAUDITED)

San Diego State University Research Foundation

SCHEDULE OF REQUIRED SUPPLEMENTARY INFORMATION (UNAUDITED)

SCHEDULE OF CHANGES IN SDSU RESEARCH FOUNDATION NET OPEB ASSET (LIABILITY) AND RELATED RATIOS

LAST SIX FISCAL YEARS

Fiscal Year End	06/30/23	06/30/22	06/30/21	06/30/20	06/30/19	06/30/18
Measurement Date	12/31/22	12/31/21	12/31/20	12/31/19	12/31/18	12/31/17
Discount Rate on Measurement Date	5.25%	5.25%	5.35%	6.00%	6.00%	6.00%
Total OPEB liability						
Service cost	\$ 267,977	\$ 335,568	\$ 281,845	\$ 318,983	\$ 308,942	\$ 299,217
Interest	440,666	583,601	569,072	719,045	680,729	640,618
Differences between expected and actual experience	-	(2,891,384)	-	(3,028,225)	-	-
Change of assumptions	-	(139,980)	887,525	(90,035)	-	-
Benefit payments	(320,903)	(349,077)	(387,466)	(376,908)	(345,313)	(216,762)
Net change in total OPEB liability	387,740	(2,461,272)	1,350,976	(2,457,140)	644,358	723,073
Total OPEB liability, beginning of year	8,286,121	10,747,393	9,396,417	11,853,557	11,209,199	10,486,126
Total OPEB liability, end of year (a)	\$ 8,673,861	\$ 8,286,121	\$ 10,747,393	\$ 9,396,417	\$ 11,853,557	\$ 11,209,199
Plan fiduciary net position						
Contributors - employers	\$ -	\$ 64,021	\$ 106,792	\$ 295,634	\$ 285,305	\$ 249,062
Net investment income	(1,930,235)	1,480,967	1,617,349	1,765,032	(356,123)	1,609,240
Benefit payments	(320,903)	(349,077)	(387,466)	(376,908)	(345,313)	(205,392)
Expenses paid	(72,382)	(84,391)	(79,724)	(88,140)	(27,830)	(27,500)
Change in employer contribution receivable	-	-	-	-	(92,222)	(31,757)
Change in accrued expenses	16,452	(588)	6,951	17,177	(32,432)	-
Change in accrued benefit payments	(15,103)	11,837	2,957	(1,705)	(17,402)	(11,370)
Net change in plan fiduciary net position	\$ (2,322,171)	\$ 1,122,769	\$ 1,266,859	\$ 1,611,090	\$ (586,017)	\$ 1,582,283
Plan fiduciary net position - beginning of year	15,080,115	13,957,346	12,690,487	11,079,397	11,665,414	10,083,131
Plan fiduciary net position - end of year (b)	\$ 12,757,944	\$ 15,080,115	\$ 13,957,346	\$ 12,690,487	\$ 11,079,397	\$ 11,665,414
Net OPEB asset (liability) (b)-(a)	\$ 4,084,083	\$ 6,793,994	\$ 3,209,953	\$ 3,294,070	\$ (774,160)	\$ 456,215
Plan fiduciary net position as a percentage of the total OPEB liability	147.08%	181.99%	129.87%	135.06%	93.47%	104.07%
Covered payroll	\$ 24,550,631	\$ 21,389,881	\$ 20,065,194	\$ 19,882,327	\$ 20,277,985	\$ 20,501,853
Net OPEB asset (liability) as a percentage of covered payroll	16.64%	31.76%	16.00%	16.57%	-3.82%	2.23%

Note: This schedule is being built prospectively. Ultimately, 10 years of data will be presented.

San Diego State University Research Foundation

SCHEDULE OF REQUIRED SUPPLEMENTARY INFORMATION (UNAUDITED)

SCHEDULE OF SDSU RESEARCH FOUNDATION CONTRIBUTIONS

LAST SIX FISCAL YEARS

Plan Year End	Fiscal Year Ended	ADC	Contributions in Relation to the ADC	Contribution Deficiency (Excess)	Covered Payroll	Contributions as a Percentage of Covered Payroll
12/31/22	6/30/23	\$ -	\$ -	\$ -	\$ 25,708,782	0%
12/31/21	6/30/22	-	-	-	21,074,435	0%
12/31/20	6/30/21	64,021	64,021	-	20,201,683	.32%
12/31/19	6/30/20	52,696	106,792	(54,096)	20,408,482	.52%
12/31/18	6/30/19	295,634	295,634	-	20,937,020	1.41%
12/31/17	6/30/18	285,305	285,305	-	20,501,853	1.39%

Note: This schedule is being built prospectively. Ultimately, 10 years of data will be present.

Notes to Schedule of Contributions

Methods and assumptions used to determine contribution rates

Valuation Date	12/31/21	12/31/21	12/31/19	12/31/19	12/31/17	12/31/17
Fiscal Year End	6/30/23	6/30/22	06/30/21	06/30/20	06/30/19	06/30/18
Methods and assumptions used to determine contribution rates:						
Actuarial cost method	Entry Age Normal		Entry Age Normal		Entry Age Normal	
Amortization method	Level Dollar		Level Dollar		Level Dollar	
Amortization period	30 year open		30 year open		29 year closed	30 year closed
Asset valuation method	Market Value		Market Value		Market Value	
Inflation	2.50%		2.50%		2.75%	
Healthcare cost trend rates	5.8% in 2023, fluctuates until ultimate rate of 3.9% in 2075		5.4% in 2021, fluctuates until ultimate rate of 4% in 2076		7.5% in 2019, step down 0.5% per year to 5% in 2024	
Salary increases	3.00%		3.00%		3.25%	
Investment rate of return	5.25%		6.0%		6.0%	
Retirement age	From 55 to 70		From 55 to 70		From 55 to 70	
Mortality	Public Retirement Plans Headcount Weighted 2010 Mortality (sex distinct rates). Mortality improvement with MacLeod Watts Scale 2022		Public Retirement Plans Headcount Weighted 2010 Mortality (sex distinct rates). Mortality improvement with MacLeod Watts Scale 2020		RP-2014 Healthy Mortality (sex distinct rates). Mortality improvement with Macleod Watts Scale 2018	

GRANT THORNTON LLP

4660 La Jolla Village Dr., Suite 100
San Diego, CA 92122

D +1 858 704 8000

F +1 858 704 8099

REPORT OF INDEPENDENT CERTIFIED PUBLIC ACCOUNTANTS ON INTERNAL CONTROL OVER FINANCIAL REPORTING AND ON COMPLIANCE AND OTHER MATTERS REQUIRED BY *GOVERNMENT AUDITING STANDARDS*

Board of Directors
San Diego State University Research Foundation

We have audited, in accordance with auditing standards generally accepted in the United States of America and the standards applicable to financial audits contained in *Government Auditing Standards* issued by the Comptroller General of the United States (*Government Auditing Standards*), the financial statements of the business-type activities and the aggregate remaining fund information of San Diego State University Research Foundation (a California State University Auxiliary Organization and Component Unit of San Diego State University) (“SDSU Research Foundation”) as of and for the year ended June 30, 2023, and the related notes to the financial statements, which collectively comprise the SDSU Research Foundation’s basic financial statements, and have issued our report thereon dated September 29, 2023.

Report on internal control over financial reporting

In planning and performing our audit of the financial statements, we considered the SDSU Research Foundation’s internal control over financial reporting (“internal control”) as a basis for designing audit procedures that are appropriate in the circumstances for the purpose of expressing our opinions on the financial statements, but not for the purpose of expressing an opinion on the effectiveness of the SDSU Research Foundation’s internal control. Accordingly, we do not express an opinion on the effectiveness of the SDSU Research Foundation’s internal control.

A deficiency in internal control exists when the design or operation of a control does not allow management or employees, in the normal course of performing their assigned functions, to prevent, or detect and correct, misstatements on a timely basis. A material weakness is a deficiency, or a combination of deficiencies, in internal control, such that there is a reasonable possibility that a material misstatement of the SDSU Research Foundation’s financial statements will not be prevented, or detected and corrected, on a timely basis. A significant deficiency is a deficiency, or a combination of deficiencies, in internal control that is less severe than a material weakness, yet important enough to merit attention by those charged with governance.

Our consideration of internal control was for the limited purpose described in the first paragraph of this section and was not designed to identify all deficiencies in internal control that might be material weaknesses or significant deficiencies. Given these limitations, during our audit we did not identify any deficiencies in internal control that we consider to be material weaknesses. However, material weaknesses or significant deficiencies may exist that were not identified.

Report on compliance and other matters

As part of obtaining reasonable assurance about whether the SDSU Research Foundation's financial statements are free from material misstatement, we performed tests of its compliance with certain provisions of laws, regulations, contracts, and grant agreements, noncompliance with which could have a direct and material effect on the financial statements. However, providing an opinion on compliance with those provisions was not an objective of our audit, and accordingly, we do not express such an opinion. The results of our tests disclosed no instances of noncompliance or other matters that are required to be reported under *Government Auditing Standards*.

Purpose of this report

The purpose of this report is solely to describe the scope of our testing of internal control and compliance and the results of that testing, and not to provide an opinion on the effectiveness of the SDSU Research Foundation's internal control or on compliance. This report is an integral part of an audit performed in accordance with *Government Auditing Standards* in considering the SDSU Research Foundation's internal control and compliance. Accordingly, this report is not suitable for any other purpose.

Grant Thornton LLP

San Diego, California
September 29, 2023

GRANT THORNTON LLP

4660 La Jolla Village Dr., Suite 100
San Diego, CA 92122

D +1 858 704 8000

F +1 858 704 8099

REPORT OF INDEPENDENT CERTIFIED PUBLIC ACCOUNTANTS ON COMPLIANCE FOR EACH MAJOR FEDERAL PROGRAM AND ON INTERNAL CONTROL OVER COMPLIANCE REQUIRED BY THE UNIFORM GUIDANCE

Board of Directors
San Diego State University Research Foundation

Report on compliance for each major federal program

Opinion on each major federal program

We have audited the compliance of San Diego State University Research Foundation, a California State University Auxiliary Organization and Component Unit of San Diego State University (“SDSU Research Foundation”) with the types of compliance requirements identified as subject to audit in the U.S. Office of Management and Budget’s OMB Compliance Supplement that could have a direct and material effect on each of SDSU Research Foundation’s major federal programs for the year ended June 30, 2023. SDSU Research Foundation’s major federal programs are identified in the summary of auditor’s results section of the accompanying schedule of findings and questioned costs.

In our opinion, SDSU Research Foundation complied, in all material respects, with the types of compliance requirements referred to above that could have a direct and material effect on each of its major federal programs for the year ended June 30, 2023.

Basis for opinion on each major federal program

We conducted our audit of compliance in accordance with auditing standards generally accepted in the United States of America (US GAAS); the standards applicable to financial audits contained in *Government Auditing Standards* issued by the Comptroller General of the United States (*Government Auditing Standards*); and the audit requirements of Title 2 U.S. *Code of Federal Regulations* Part 200, *Uniform Administrative Requirements, Cost Principles, and Audit Requirements for Federal Awards* (Uniform Guidance). Our responsibilities under those standards and the Uniform Guidance are further described in the Auditor’s Responsibilities for the Audit of Compliance section of our report.

We are required to be independent of SDSU Research Foundation and to meet our other ethical responsibilities in accordance with the relevant ethical requirements relating to our audit. We believe that the audit evidence we have obtained is sufficient and appropriate to provide a basis for our opinion on compliance for each major federal program. Our audit does not provide a legal determination of SDSU Research Foundation’s compliance with the compliance requirements referred to above.

Responsibilities of management for compliance

Management is responsible for compliance with the requirements referred to above and for the design, implementation, and maintenance of effective internal control over compliance with the requirements of laws, statutes, regulations, rules and provisions of contracts or grant agreements applicable to SDSU Research Foundation’s federal programs.

Auditor's responsibilities for the audit of compliance

Our objectives are to obtain reasonable assurance about whether material noncompliance with the compliance requirements referred to above occurred, whether due to fraud or error, and express an opinion on SDSU Research Foundation's compliance based on our audit. Reasonable assurance is a high level of assurance but is not absolute assurance and therefore is not a guarantee that an audit conducted in accordance with US GAAS, *Government Auditing Standards*, and the Uniform Guidance will always detect material noncompliance when it exists. The risk of not detecting material noncompliance resulting from fraud is higher than for that resulting from error, as fraud may involve collusion, forgery, intentional omissions, misrepresentations, or the override of internal control. Noncompliance with the compliance requirements referred to above is considered material if there is a substantial likelihood that, individually or in the aggregate, it would influence the judgment made by a reasonable user of the report on compliance about SDSU Research Foundation's compliance with the requirements of each major federal program as a whole.

In performing an audit in accordance with US GAAS, *Government Auditing Standards*, and the Uniform Guidance, we:

- Exercise professional judgment and maintain professional skepticism throughout the audit.
- Identify and assess the risks of material noncompliance, whether due to fraud or error, and design and perform audit procedures responsive to those risks. Such procedures include examining, on a test basis, evidence regarding SDSU Research Foundation's compliance with the compliance requirements referred to above and performing such other procedures as we considered necessary in the circumstances.
- Obtain an understanding of internal control over compliance relevant to the audit in order to design audit procedures that are appropriate in the circumstances and to test and report on internal control over compliance in accordance with the Uniform Guidance, but not for the purpose of expressing an opinion on the effectiveness of SDSU Research Foundation's internal control over compliance. Accordingly, no such opinion is expressed.

We are required to communicate with those charged with governance regarding, among other matters, the planned scope and timing of the audit, and any significant deficiencies and material weaknesses in internal control over compliance that we identified during the audit.

Report on internal control over compliance

A deficiency in internal control over compliance exists when the design or operation of a control over compliance does not allow management or employees, in the normal course of performing their assigned functions, to prevent, or detect and correct, noncompliance with a type of compliance requirement of a federal program on a timely basis. A material weakness in internal control over compliance is a deficiency, or a combination of deficiencies, in internal control over compliance, such that there is a reasonable possibility that material noncompliance with a type of compliance requirement of a federal program will not be prevented, or detected and corrected, on a timely basis. A significant deficiency in internal control over compliance is a

deficiency, or a combination of deficiencies, in internal control over compliance with a type of compliance requirement of a federal program that is less severe than a material weakness in internal control over compliance, yet important enough to merit attention by those charged with governance.

Our consideration of internal control over compliance was for the limited purpose described in the Auditor's Responsibilities for the Audit of Compliance section above and was not designed to identify all deficiencies in internal control over compliance that might be material weaknesses or significant deficiencies. Given these limitations, during our audit we did not identify any deficiencies in SDSU Research Foundation's internal control over compliance that we consider to be material weaknesses or significant deficiencies. However, material weaknesses or significant deficiencies in internal control over compliance may exist that have not been identified.

Our audit was not designed for the purpose of expressing an opinion on the effectiveness of internal control over compliance. Accordingly, no such opinion is expressed.

The purpose of this Report on Internal Control Over Compliance is solely to describe the scope of our testing of internal control over compliance and the results of that testing based on the requirements of the Uniform Guidance. Accordingly, this report is not suitable for any other purpose.

Grant Thornton LLP

San Diego, California
September 29, 2023

San Diego State University Research Foundation
SCHEDULE OF EXPENDITURES OF FEDERAL AWARDS
For the Year Ended June 30, 2023

Federal Grantor/Pass-Through Grantor Program or Cluster Title	Federal Assistance Listing Number	Pass-Through Entity Identifying Number	Current Year Expenditures	Amounts Provided to Subrecipients
RESEARCH & DEVELOPMENT CLUSTER				
Department of Agriculture				
Department of Agriculture - Direct Programs				
Department of Agriculture Contracts/Letters of Agreement	10.000		\$ 781	\$ -
Hispanic Serving Institutions Education Grants	10.223		12,085	-
Community Food Projects	10.225		195,504	40,710
From Learning to Leading: Cultivating the Next Generation of Diverse Food and Agriculture Professionals	10.237		2,504	-
Agriculture and Food Research Initiative (AFRI)	10.310		169,569	-
Partnership Agreements	10.699		63,109	-
Department of Agriculture - Pass-Through Programs				
National Watermelon Promotion Board	10.000	CONTRACT DTD 05-03-19	5,794	-
Tufts University	10.253	AG9033 AMND 1	75,839	35,026
University of California at Santa Barbara	10.310	KK2262 AMD 01	80,156	-
Total - Department of Agriculture			605,341	75,736
Department of Commerce				
Department of Commerce - Direct Programs				
Ocean Acidification Program (OAP)	11.017		52,980	-
Climate and Atmospheric Research	11.431		61,495	-
Marine Debris Program	11.999		111,927	-
Department of Commerce - Pass-Through Programs				
Los Angeles County Museum of Natural History Foundation	11.011	SA000110428 AMEND 1	4,780	-
California Sea Grant College Program	11.417	102314000 AMND 7 (S9001932)	6,789	3,185
California Sea Grant College Program	11.417	705947	17,635	-
California Sea Grant College Program	11.417	KR 704521	30,073	-
California Sea Grant College Program	11.417	KR 705233	6,552	-
University of California at Davis	11.417	A21-1572-S001 P0817389	34,669	-
University of Southern California	11.417	SCON-00003147 AMD 3	34,503	-
University of Michigan	11.419	3006787379	112,099	29,242
California Sea Grant College Program	11.432	102314000 (S9001932) AMND 007	59,077	-
University of Southern California	11.432	SCON-00004620	13,555	-
Scripps Institution of Oceanography	11.469	705577	160,488	-
City College of New York	11.481	CM00009287-00	101,363	-
City College of New York	11.481	CM5531 4428 2357 1064 49312	51,322	-
COVID-19: City College of New York	11.481	CM5531 4428 2357 1064 49312	46,334	-
National Fish and Wildlife Foundation	11.482	0302.19.064674	(1,098)	-
Total - Department of Commerce			904,543	32,427
Department of Defense				
Department of Defense - Direct Programs				
Department of Defense Contracts/Letters of Agreement	12.000		1,794,557	114,505
Conservation and Rehabilitation of Natural Resources on Military Installations	12.005		74,463	-
Basic and Applied Scientific Research	12.300		2,349,470	309,721
Science, Technology, Engineering & Mathematics (STEM) Education, Outreach and Workforce Program	12.330		77,555	-
Military Medical Research and Development	12.420		145,918	-
Basic Scientific Research	12.431		99,995	-
Basic, Applied, and Advanced Research in Science and Engineering	12.630		600,147	-
Air Force Defense Research Sciences Program	12.800		778,647	178,790
Department of Defense - Pass-Through Programs				
Altius Space Machines	12.000	FA864922P1204-SDSU	84,555	-
Auburn University	12.000	23-CIVENS-202673-SDSU	59,611	-
Cerion Nanomaterials	12.000	Agreement DTD 03/11/2022	23,782	-
CFD Research	12.000	10101	75,000	-
CFD Research	12.000	20028	153,679	-
CFD Research	12.000	20067	71,152	-
First RF Corporation	12.000	T27286 MOD 1	60,000	-
General Dynamics NASSCO	12.000	MU765154-D CHANGE ORDER 08	49,395	-
Materials Sciences Corporation	12.000	PO-0001698	37,290	-
PAR Government Systems Corporation	12.000	PGSC-SC-111374-04 MOD 2	(330)	-
RTI International	12.000	1-312-0218275-66625L MOD #1	135,688	-
University of Nevada Desert Research Institute	12.000	GR11858	76,678	31,479
Denver Research Institute	12.420	MSRC-FY21-02	16,471	-
Columbia University	12.431	1(GG018250-01)	49,876	-
Minority Serving Institutions STEM R&D Consortium	12.630	W911SR22F0095 (62)	65,689	-
Minority Serving Institutions STEM R&D Consortium	12.630	W911SR-J4-2-QQQ1-QQ23 OP YR3	34,324	-
Texas State University	12.750	21011-83581-2 AMND 2	51,350	-
University of Arkansas at Pine Bluff	12.800	GR016626	23,236	-
Total - Department of Defense			6,988,198	634,495
Department of Interior				
Department of Interior - Direct Programs				
Department of Interior Contracts/Letters of Agreement	15.000		27,450	-
Joint Fire Science Program	15.232		5,095	-
Bureau of Ocean Energy Management (BOEM) Environmental Studies (ES)	15.423		31,862	-
Earthquake Hazards Program Assistance	15.807		(3,108)	-
Department of Interior - Pass-Through Programs				
Oregon State University	15.423	DI150A-B	11,103	-
California Department of Fish and Wildlife	15.611	Q2250402	5,677	-
University of Southern California	15.807	131436488	10,300	-
University of Southern California	15.807	SCON-00002763/TASK 21110	(255)	-
University of Southern California	15.808	SCON-00003729	20,324	-
Total - Department of Interior			108,448	-
Department of Labor				
Department of Labor - Pass-Through Programs				
The Council of State Governments Ltd.	17.720	23-A1-053-3114	55,070	-
Total - Department of Labor			55,070	-
Department of State				
Department of State - Direct Programs				
AEECA/ESF PD Programs	19.900		141,027	-
Total - Department of State			141,027	-
Department of Transportation				
Department of Transportation - Pass-Through Programs				
Virginia Polytechnic Institute and State University	20.701	451453-19863 MOD 7	389,816	-
Total - Department of Transportation			389,816	-

The notes to the Schedule of Expenditures of Federal Awards are in integral part of this schedule.

San Diego State University Research Foundation
SCHEDULE OF EXPENDITURES OF FEDERAL AWARDS - CONTINUED
For the Year Ended June 30, 2023

Federal Grantor/Pass-Through Grantor Program or Cluster Title	Federal Assistance Listing Number	Pass-Through Entity Identifying Number	Current Year Expenditures	Amounts Provided to Subrecipients
National Aeronautics and Space Administration				
National Aeronautics and Space Administration - Direct Programs				
National Aeronautics and Space Administration Contracts/Letters of Agreement	43.000		\$ 19,975	\$ -
Science	43.001		542,843	217,637
Space Operations	43.007		147,185	-
Office of Stem Engagement (OSTEM)	43.008		159,367	-
Space Technology	43.012		119,498	-
National Aeronautics and Space Administration - Pass-Through Programs				
M4 Engineering	43.000	80NSSC21C0262	6,882	-
Predictive Science Inc.	43.000	Contract Dated 09/02/2021	2,718	-
Secor Strategies	43.000	CHK 2004	5,224	-
Planetary Science Institute (PSI)	43.001	1912-SDSURF	6,266	-
SETI Institute	43.001	SC 3655 MOD 2	22,089	-
University of California at San Diego	43.002	KR704645 AMD 001	113,930	-
California Space Grant Foundation	43.008	LTR DTD 4-11-22	10,496	-
California Space Grant Foundation	43.008	LTR DTD 8-17-21	2,465	-
New Mexico State University	43.008	Q02318 AMEND 1	50,695	-
Total - National Aeronautics and Space Administration			1,209,633	217,637
Institute of Museum and Library Services				
Institute of Museum and Library Services - Direct Programs				
National Leadership Grants	45.312		37,704	-
Total - Institute of Museum and Library Services			37,704	-
National Science Foundation				
National Science Foundation - Direct Programs				
Engineering	47.041		1,502,140	-
Mathematical and Physical Sciences	47.049		1,689,563	-
Geosciences	47.050		307,054	-
Computer and Information Science and Engineering	47.070		799,329	9,815
Biological Sciences	47.074		1,708,138	220,447
Social, Behavioral, and Economic Sciences	47.075		704,429	39,503
STEM Education (formerly Education and Human Resources)	47.076		4,279,986	172,829
Polar Programs	47.078		367,258	-
Office of International Science and Engineering	47.079		310,486	3,390
Integrative Activities	47.083		213,870	30,703
NSF Technology, Innovation, and Partnerships	47.084		23,197	-
National Science Foundation - Pass-Through Programs				
University of Texas El Paso	47.041	226100977A AMND 1	361	-
University of Texas San Antonio	47.041	1000004618 AMND 1	422	-
Montana State University	47.049	G243-23-W9442	1,583	-
SETI Institute	47.049	SC3888	31,685	-
University of Utah	47.049	10055084-S8 AMD 2	137,295	-
Pennsylvania State University	47.050	S003017-NSF	21,142	-
University of California at Santa Barbara	47.050	KK2327	447	-
University of Southern California	47.050	91255692 AMD 4	35,459	-
Association of American Geographers	47.070	F7037-SDSU	43,740	-
University of California at Irvine	47.070	2020-1429	78,533	-
University of California at San Diego	47.070	705622	24,459	-
Vanderbilt University	47.070	OSA00000138	10,087	-
COVID-19: University of California at Santa Barbara	47.074	KK2216	5,117	-
University of California at Santa Barbara	47.075	KK1824-01	58,357	-
University of Colorado Boulder	47.075	SUB 1559877 PO 1001427484	16,610	-
University of Montana	47.075	PG119-66297-04-01	40,644	-
University of Texas Dallas	47.075	1907751 AMND 4	1,792	-
Arizona State University	47.076	ASUB00000836 AMND 3	99,677	-
Auburn University	47.076	21-COSAM-200840-SDSUF AMND 2	89,487	25,956
California State University San Francisco	47.076	S18-0008 AMND 5	94,267	-
California State University San Marcos	47.076	92240/85026-SDSU AMND 2	23,269	-
California State University San Marcos	47.076	92245/85033-SDSU	15,834	-
California State University San Marcos	47.076	92453-85295	17,801	-
CSU East Bay	47.076	W1206-413 AMND 3	42,164	-
CSU Sacramento University Enterprises Inc	47.076	532993 A3	14,470	-
University of California at Santa Barbara	47.076	KK2320	9,224	-
University of Florida	47.076	SUB00002659 AMND 2	11,318	-
University of Oregon	47.076	2016W01	16,866	-
University of Rochester Warner School of Business	47.076	417796GURFAO-GR511079	124,172	-
CRDF Global	47.079	OISE-20-66871-1 MOD 4	646	-
Total - National Science Foundation			12,972,378	502,643
Department of Veterans Affairs				
Department of Veterans Affairs - Direct Programs				
Department of Veterans Affairs	64.000		26,865	-
Research and Development	64.054		12,277	-
Total - Department of Veterans Affairs			39,142	-
Environmental Protection Agency				
Environmental Protection Agency - Direct Programs				
Surveys, Studies, Investigations, Training and Special Purpose Activities Relating to Environmental Justice	66.309		3,437	-
Environmental Protection Consolidated Grants for the Insular Areas - Program Support	66.600		21,898	-
Environmental Protection Agency - Pass-Through Programs				
California Air Resources Board	66.001	22AQP002	1,283	-
Total - Environmental Protection Agency			26,618	-
Department of Energy				
Department of Energy - Direct Programs				
Department of Energy Contracts/Letters of Agreement	81.000		240,104	(105)
Office of Science Financial Assistance Program	81.049		637,746	-
Fossil Energy Research and Development	81.089		117,200	-
Energy Efficiency and Renewable Energy Information Dissemination, Outreach, Training and Technical Analysis/Assistance	81.117		20,309	-
Advanced Research Projects Agency - Energy	81.135		6,037	5,735
Department of Energy - Pass-Through Programs				
Alliance for Sustainable Energy LLC	81.000	SUB-2023-10119	62,082	-
Kampachi Farms LLC	81.000	1037-002	33,849	-
UT-Battelle LLC	81.000	P0 4000192552 MOD 7	9,590	-
Auburn University	81.049	18-ENG-Z11639-SDSU AMND 4	12,900	-
University of Wisconsin-Madison	81.049	854K383 MOD 5	86,651	-
Johns Hopkins University	81.087	2004496783 AMND 02	39,679	-
Total - Department of Energy			1,268,147	5,630

The notes to the Schedule of Expenditures of Federal Awards are in integral part of this schedule.

San Diego State University Research Foundation
SCHEDULE OF EXPENDITURES OF FEDERAL AWARDS - CONTINUED
For the Year Ended June 30, 2023

Federal Grantor/Pass-Through Grantor Program or Cluster Title	Federal Assistance Listing Number	Pass-Through Entity Identifying Number	Current Year Expenditures	Amounts Provided to Subrecipients
Department of Education				
Department of Education - Direct Programs				
Higher Education Institutional Aid	84.031		\$ 561,754	\$ 45,797
Strengthening Institutions Program Hispanic Serving Institutions	84.031S		104,548	-
Centers for International Business Education Program	84.220A		205,902	-
Research in Special Education	84.324		1,035,394	526,726
Rehabilitation Services Demonstration and Training Programs	84.325K		118,473	-
English Language Acquisition State Grants	84.365		520,438	281,845
Department of Education - Pass-Through Programs				
Boston College	84.000	AMENDMENT 2 - 5108121-02	58,513	-
Cal Poly Pomona Foundation Inc	84.013	S20-008960-SDSU AMD 3	19,746	-
University of California at Irvine	84.305	2020-1376 AMD 2	39,127	-
University of California at Irvine	84.305	2021-1526 AMD 1	171,096	-
University of California at Irvine	84.305	2021-1542 AMD 1	22,169	-
University of North Carolina-Chapel Hill	84.324	5121570 AMD 1	251,160	-
California State University Sonoma	84.365	121511	15,219	-
University of California at Santa Cruz	84.365	A22-0375-S002	41,858	-
Total - Department of Education			3,165,397	854,368
Department of Health and Human Services (DHHS)				
DHHS - Direct Programs				
Department of Health and Human Services Contracts/Letters of Agreement	93.000		1,933,450	-
DHHS - Pass-Through Programs				
DFusion Inc	93.113		60,811	-
City of Chula Vista	93.137		199,119	-
Total - DHHS			2,193,380	-
Centers for Disease Control (CDC) - Pass-Through Programs				
Emory University	93.084	A754510	13,959	-
Colorado State University	93.262	G-10405-01	31,141	-
Colorado State University	93.262	G-81102-03 AMND 1	16,739	-
Nat'l Children's Cntr for Rural & Agriculture Health/Safety	93.262	606933-00	17,970	-
Total Centers for Disease Control (CDC)			79,809	-
Health Resources and Services Administration - Direct Programs				
COVID-19: National Organizations of State and Local Officials	93.011		654,558	-
Nurse Education, Practice Quality and Retention Grants	93.359		34,225	-
Total Health Resources and Services Administration			688,783	-
National Institutes of Health (NIH) - Direct Programs				
Environmental Health				
Oral Diseases and Disorders Research	93.121		173,164	-
Research Related to Deafness and Communication Disorders	93.173		285,756	83,354
Mental Health Research Grants	93.242		2,580,100	238,438
Alcohol Research Programs	93.273		4,169,503	925,504
Drug Abuse and Addiction Research Programs	93.279		2,590,351	444,862
COVID-19: Drug Abuse and Addiction Research Programs	93.279		1,605,691	734,364
Minority Health and Health Disparities Research	93.307		184,136	-
COVID-19: Minority Health and Health Disparities Research	93.307		5,879,213	936,008
Minority Health and Health Disparities Research	93.307		1,049,694	-
Minority Health and Health Disparities Research Endowment Interest Earned	93.307		10,000,000	-
Trans-NIH Research Support	93.310		1,824,569	-
COVID-19: Trans-NIH Research Support	93.310		3,704,192	177,488
COVID-19: Cancer Cause and Prevention Research	93.393		888,438	-
Cancer Treatment Research	93.395		156,429	-
Cancer Biology Research	93.396		1,199	-
Cancer Centers Support Grants	93.397		285,871	-
Cancer Research Manpower	93.398		270,054	-
Cardiovascular Diseases Research	93.837		197,218	-
Translation and Implementation Science Research for Heart, Lung, Blood Diseases, and Sleep Disorders	93.840		683,104	-
Diabetes, Digestive, and Kidney Diseases Extramural Research	93.847		625,662	-
Allergy and Infectious Diseases Research	93.855		18,895	-
Biomedical Research and Research Training	93.859		748,086	-
Child Health and Human Development Extramural Research	93.865		4,229,843	347,105
Aging Research	93.866		128,412	26,711
Vision Research	93.867		1,296,556	-
			161,659	112,830
National Institutes of Health (NIH) - Pass-Through Programs				
University of Cincinnati	93.077	013228-003/PO#4600003899	15,213	-
University of Southern California	93.077	140390795 AMND 2	(56)	-
Cincinnati Childrens Hospital	93.113	OS00000524/309186	212,894	-
Cincinnati Childrens Hospital	93.113	SUB 139868 / PO 30100795369	317,309	-
University of California at San Diego	93.113	704674-001	13,423	-
University of Massachusetts	93.113	19-010122 B03 AMND 03	12,565	-
University of Texas Health Science Center at Houston	93.113	PO NO. UTH119860	16,883	-
University of Washington	93.113	UWSC12366 AMND 2	36,602	-
University of North Carolina-Chapel Hill	93.121	5120815 AMND 1	15,035	-
University of North Carolina-Chapel Hill	93.121	5126373	12,787	-
Communication Disorders Technology, Inc.	93.173	AGREEMENT DTD 1-15-22 AMNDMT 1	35,439	-
Georgia State University	93.173	SP00015353-01 AMND 1	45,569	-
University of California at Irvine	93.173	2020-1250 AMND 4	212,252	-
University of California at San Diego	93.173	S9001479 (79577135)	4,071	-
University of Minnesota	93.173	A008962601 AMND 1	144,450	-
Florida State University	93.242	R01947 AMND 4	16,583	-
Palo Alto Veterans Institute for Research	93.242	WIS0001-01 AMND 6	22,972	-
Portland State University	93.242	100166 AMEND 3	52,445	-
University of California at Davis	93.242	A19-3967-S001 AMND3	14,315	-
University of California at Los Angeles	93.242	1550 G LA376	8,409	-
University of California at Los Angeles	93.242	1550 G LA393	74,801	-
University of California at San Diego	93.242	12695612 (S9002500)	20,034	-
University of California at San Diego	93.242	705635-001	99,473	-
University of California at San Diego	93.242	89843142-003 PO#S9001670	(479)	-
University of California at San Diego	93.242	KR 705633-001	31,523	-
University of California at San Diego	93.242	PRIOR	47,893	-
University of North Carolina-Chapel Hill	93.242	5118719 AMND 2	20,650	-
Arizona State University	93.273	ASUB00001238	1,242	-
COVID-19: University of California at San Diego	93.273	705696 AMND 1	10,738	-
Georgia State University	93.279	SP00015751-03	61,418	-
Magee-Womens Research Institute and Foundation	93.279	6950 AMND 3	7,360	-
University of Miami	93.279	SPC-001632	6,976	-
University of Miami	93.279	SPC-002221	363,277	-
Albert Einstein College of Medicine	93.307	31106A AMND 12 - P0923346	54,777	-
Kaiser Permanente Medical Center	93.307	00S030619-2	10,814	-

The notes to the Schedule of Expenditures of Federal Awards are in integral part of this schedule.

San Diego State University Research Foundation
SCHEDULE OF EXPENDITURES OF FEDERAL AWARDS - CONTINUED
For the Year Ended June 30, 2023

Federal Grantor/Pass-Through Grantor Program or Cluster Title	Federal Assistance Listing Number	Pass-Through Entity Identifying Number	Current Year Expenditures	Amounts Provided to Subrecipients
National Institutes of Health (NIH) - Pass-Through Programs - CONTINUED				
University of California at San Diego	93.307	119580171 (S9002353) AMND 004	\$ 40,896	\$ 21,397
University of California at San Diego	93.307	704974 AMEND #1	31,066	-
University of Southern California	93.307	SCON-00003317	52,990	-
COVID-19: Duke University	93.310	A03-5091	206,263	-
Tulane University	93.310	TUL-HSC-559716-21/22	39,801	-
Scripps Research Institute	93.350	5-54769 AMND 4	52,140	-
Scripps Research Institute	93.350	5-55046	4,028	-
University of California at San Diego	93.353	123950548 AMND 3	34,646	-
Scripps/Whittier Institute for Diabetes	93.361	SUBGRANT TO 1R01NIH015754 MOD 6	43,198	-
University of Michigan	93.361	CHECK 5581878	866	-
Moffitt Cancer Center	93.393	10-19731-99-01-G3 AMD 3	29,841	-
University of Arizona	93.393	627171 AMND 1, Y3 PRIOR	15,417	-
University of Virginia	93.393	GB10745 PO2208501 PO2242687	99,389	-
University of Washington	93.393	UWSC13727 AMND 1	47,384	-
University of California at San Diego	93.394	130139289 (S9002579) AMND 1	8,608	-
University of California at San Diego	93.397	119930575 #S9002371 AMND 001	94,599	-
University of California at San Diego	93.397	KR 704020	63,618	-
University of California at San Diego	93.397	KR 704370 AMND 002	42,744	-
University of California at San Diego	93.397	KR 704423-001	18,003	-
Regents of the University of California	93.398	70293096 (S9001261) AMND 06	8,213	-
Utah State University	93.433	202590-662 AMND 3	52,764	-
San Diego County Health and Human Services Agency	93.686	656633	100,201	-
Albert Einstein College of Medicine	93.837	31148A- P0936282	189,275	-
Albert Einstein College of Medicine	93.837	312202 - P0928892	6,376	-
Baylor School of Medicine	93.837	7000001629	27,633	-
Children's Mercy Kansas City	93.837	601164 AMND 3	204,480	-
Johns Hopkins University	93.837	2004680721	80,577	-
Northern California Institute for Research and Education	93.837	KIZ2200-04 AMND 4	282,571	-
University of California at San Diego	93.837	KR 705135 AMEND 1	72,929	-
University of California at San Diego	93.837	KR 705491	70,347	-
University of California at San Francisco	93.837	130755C AMND 1	5,790	-
University of Illinois at Chicago	93.837	18616 AMND 1	211,193	-
University of Miami	93.837	OS00000263 AMND 2	23,711	-
University of North Carolina-Chapel Hill	93.837	511686 AMND 3	74,173	-
COVID-19: Columbia University	93.838	14(GG015997-03) AMND 5	81,080	-
COVID-19: University of California at Los Angeles	93.838	1790 G ZA117, 1790 G YA232	303,611	109,038
Albert Einstein College of Medicine	93.847	31126E AMND 2 P0873906	7,893	-
Albert Einstein College of Medicine	93.847	31219G AMND 1	41,487	-
Massachusetts General Hospital	93.847	235293	5,056	-
Scripps Research Institute	93.847	SUB-GRANT 1 R01 DK112322 MOD 5	32,806	-
University of California at San Diego	93.847	704655 ADM01	22,340	-
University of North Carolina-Chapel Hill	93.847	5112425 AMND 6	28,587	-
Washington University in St. Louis	93.847	WU-20-210-MOD-3	245,381	-
University of Maryland	93.853	F302239-1, PO 100003429	26,137	-
University of Minnesota	93.853	N009539505	41,786	-
CFD Research	93.855	106992	13,342	-
University of California at San Diego	93.855	704378 AMND 1	23,979	-
University of California at San Diego	93.855	Grant DTD 01-26-23	3,253	-
California State University San Marcos	93.859	85241-SDSU AMD 2	22,447	-
Indian Health Council	93.859	Agreement DTD 06-06-22	30,761	-
Indian Health Council	93.859	CONTRACT DTD 03/30/21	2,831	-
Indian Health Council	93.859	NARCH XI CORE YR 2	2,699	-
Indian Health Council	93.859	NARCH XI STUDENT DEVELOPMENT Y	30,204	-
Indian Health Council	93.859	NARCH XII-CORE #1S06GM146121-1	9,792	-
Indian Health Council	93.859	SDSURF/CORE NARCH XI	4,109	-
Portland State University	93.859	100249	27,123	-
University of California at San Diego	93.859	704577 AMND 1	57,900	-
University of Florida	93.859	SUB00001780 AMD 5	96,009	-
Florida International University	93.865	000619	24,155	-
Florida State University	93.865	R000003133	15,593	-
Harvard University	93.865	1117267-0388-5119058	13,944	-
Indiana University	93.865	9587	10,146	-
University of California at San Diego	93.865	115247618 - 004	52,699	-
University of California at San Diego	93.865	705342 AMD 001	45,894	-
University of California at San Diego	93.865	705621	32,521	-
University of North Carolina-Chapel Hill	93.865	5117433 AMD 3	20,445	-
University of Texas San Antonio	93.865	1000003230 AMND 0003	37,939	-
University of California at Davis	93.866	A18-0168-S006-A02	113,279	-
University of California at San Diego	93.866	106774355 - S9002054 AMD 004	67,734	-
University of California at San Diego	93.866	108859307 AMD 005/KR702560	162,087	-
University of California at San Diego	93.866	114894795 (S9002272)	68,846	-
University of California at San Diego	93.866	118977940 AMD 003	28,319	-
University of California at San Diego	93.866	132304651 (S9002629) AMND 001	(13,520)	-
University of California at San Diego	93.866	704816 AMND 001	39,611	-
University of California at San Diego	93.866	705294 AMND 1	204,352	-
University of California at San Diego	93.866	705394 AMND 1	268,378	-
University of California at San Diego	93.866	705790	32,019	-
University of California at San Diego	93.866	KR 704709	10,731	-
University of Miami	93.866	OS00000708 AMND 2	177,554	-
University of North Carolina-Chapel Hill	93.866	5113395 AMND 3	89,115	-
University of Washington	93.879	Contract DTD 09-21-22	10,323	-
Total - National Institutes of Health (NIH)			50,765,989	4,157,099
Total - Department of Health & Human Services			53,727,961	4,157,099
Department of Homeland Security				
Department of Homeland Security - Pass-Through Programs				
Audentia, Inc.	97.000	AGMNT DTD 4/27/17	10,021	-
Sea Tow Foundation	97.012	Agreement DTD 08-12-22	47,433	-
University of Nebraska Omaha	97.061	44-0108-1001-418 AMD 4	119,844	-
Total Department of Homeland Security			177,298	-
TOTAL RESEARCH & DEVELOPMENT CLUSTER				
			81,816,721	6,480,035
477 Cluster				
Department of Health and Human Services				
DHHS - Pass-Through Programs				
Imperial County Department of Social Services	93.558	MO33 AMEND #1	312,539	-
Imperial County Department of Social Services	93.558	PRIOR	20,302	-
Total - Department of Health and Human Services			332,841	-
TOTAL 477 CLUSTER			332,841	-

The notes to the Schedule of Expenditures of Federal Awards are in integral part of this schedule.

San Diego State University Research Foundation
SCHEDULE OF EXPENDITURES OF FEDERAL AWARDS - CONTINUED
For the Year Ended June 30, 2023

Federal Grantor/Pass-Through Grantor Program or Cluster Title	Federal Assistance Listing Number	Pass-Through Entity Identifying Number	Current Year Expenditures	Amounts Provided to Subrecipients
Highway Safety Cluster				
Department of Transportation				
Department of Transportation - Pass-Through Programs				
Ohio State University (The)	20.616	SPC-1000005617 GR125263	\$ 39,904	\$ -
Ohio State University (The)	20.616	SPC-1000007339 GR129597	15,676	-
Total - Department of Transportation			55,580	-
TOTAL HIGHWAY SAFETY CLUSTER				
			55,580	-
Special Education Cluster (IDEA)				
Department of Education				
Department of Education - Pass-Through Programs				
California Department of Education	84.027	20-14301-X8420-00	1,134	-
California Department of Education	84.027	21-14301-X8420-00	190,430	-
California Department of Education	84.027	22-14301-X8420-00	290,880	-
San Diego County Office of Education	84.027	20211418	65,160	-
Total - Department of Education			547,604	-
TOTAL SPECIAL EDUCATION CLUSTER (IDEA)				
			547,604	-
TRIO Cluster				
Department of Education				
Department of Education - Direct Programs				
TRIO Student Support Services	84.042A		365,675	-
TRIO Talent Search	84.044		852,675	-
TRIO Upward Bound Program	84.047A		885,179	11,195
Total - Department of Education			2,103,529	11,195
TOTAL TRIO CLUSTER				
			2,103,529	11,195
Medicaid Cluster				
Substance Abuse Mental Health Services - Pass-Through Programs				
San Diego County Health and Human Services Agency	93.778	555192	1,466,757	-
Total - Substance Abuse Mental Health Services			1,466,757	-
TOTAL MEDICAID CLUSTER				
			1,466,757	-
OTHER FEDERAL AWARDS				
Department of Agriculture				
Department of Agriculture - Direct Programs				
Hispanic Serving Institutions Education Grants	10.223		92,530	-
Department of Agriculture - Pass-Through Programs				
California Department of Public Health	10.557	22-10290 A02	6,455,909	-
Total - Department of Agriculture			6,548,439	-
Department of Defense				
Department of Defense - Direct Programs				
Department of Defense Contracts/Letters of Agreement	12.000		1,949,338	-
Basic and Applied Scientific Research	12.300		425	-
Science, Technology, Engineering & Mathematics (STEM) Education, Outreach and Workforce Program	12.330		22,386	-
Language Grant Program	12.900		135,009	-
Department of Defense - Pass-Through Programs				
Florida State University	12.000	R000003003	82,288	-
Multilingual Solutions, Inc.	12.000	PO 2022-GS-023	107,359	-
Institute of International Education	12.357	PGO1801-SDSU-14-LTC-052-PO10	1,979,529	-
Institute of International Education	12.357	PGO1801-SDSU-14-LTC-052-PO8 (224)	-	-
Institute of International Education	12.357	PGO1801-SDSU-14-PGO-051-PO12	158,643	-
Institute of International Education	12.357	PGO2301-SDSU-14-LTC-PO1	147,842	-
The Institute of International Education	12.357	#PGO1801-SDSU-14	344,738	-
The Institute of International Education	12.357	PGO1801-SDSU-14-PGO-051-PO9	124,405	-
Multilingual Solutions, Inc.	12.552	PO 2022-GS-008	14,575	-
San Diego Unified School District	12.556	PS21-0217-82 PO#000386785	33,518	-
Multilingual Solutions, Inc.	12.579	PO 2022-GS-014	52,718	-
Multilingual Solutions, Inc.	12.579	PO 2022-GS-023	26,586	-
Multilingual Solutions, Inc.	12.579	PO No. 2022-GS-012	53,230	-
Total - Department of Defense			5,232,365	-
Department of Housing and Urban Development				
Department of Housing and Urban Development - Pass-Through Programs				
San Diego Housing Commission	14.850	CONTRACT DTD 06-23-22	474,139	-
Total - Department of Housing and Urban Development			474,139	-
Department of Interior				
Department of Interior - Direct Programs				
Assistance to State Water Resources Research Institutes	15.805		84,397	-
U.S. Geological Survey Research and Data Collection	15.808		1,320,190	-
Department of Interior - Pass-Through Programs				
California Department of Fish and Wildlife	15.615	Q2050403	31,731	-
California Office of Historic Preservation	15.904	C08421011	(647)	-
Total - Department of Interior			1,435,671	-
Department of Justice				
Department of Justice - Pass-Through Programs				
California Office of Emergency Services	16.575	CT21088570 AMND 1	288,768	84,385
Ohio Valley Educational Cooperative	16.639	AGREEMENT DATED 03-11-20	3,425	-
Total - Department of Justice			292,193	84,385
Department of State				
Department of State - Pass-Through Programs				
Institute of International Education	19.400	3000246214	59,281	-
Total - Department of State			59,281	-

The notes to the Schedule of Expenditures of Federal Awards are in integral part of this schedule.

San Diego State University Research Foundation
SCHEDULE OF EXPENDITURES OF FEDERAL AWARDS - CONTINUED
For the Year Ended June 30, 2023

Federal Grantor/Pass-Through Grantor Program or Cluster Title	Federal Assistance Listing Number	Pass-Through Entity Identifying Number	Current Year Expenditures	Amounts Provided to Subrecipients
Department of Treasury				
Department of Treasury - Pass-Through Programs				
COVID-19: San Diego State University	21.019	CONTRACT 40122537 AMND 6	\$ 995,894	\$ -
Family Health Centers of San Diego	21.027	FY 22 CHRT EVAL	44,085	-
Total - Department of Treasury			1,039,979	-
National Aeronautics and Space Administration				
National Aeronautics and Space Administration - Direct Programs				
Space Technology	43.012		8,346	-
Total - National Aeronautics and Space Administration			8,346	-
National Endowment for the Arts				
National Endowment for the Arts - Direct Programs				
Promotion of the Arts Grants to Organizations and Individuals	45.024		24,892	-
Total - National Endowment for the Arts			24,892	-
National Endowment for the Humanities				
National Endowment for the Humanities - Direct Programs				
Promotion of the Humanities Teaching and Learning Resources and Curriculum Development	45.162		72,138	-
Promotion of the Humanities Professional Development	45.163		60,968	1,572
National Endowment for the Humanities - Pass-Through Programs				
California Humanities	45.129	HFAP19-64	2,407	-
Total - National Endowment for the Humanities			135,513	1,572
Environmental Protection Agency				
Environmental Protection Agency - Direct Programs				
Brownfields Multipurpose, Assessment, Revolving Loan Fund, and Cleanup Cooperative Agreements	66.818		56,861	-
Total - Environmental Protection Agency			56,861	-
Department of Energy				
Department of Energy - Direct Programs				
Energy Efficiency and Renewable Energy Information Dissemination, Outreach, Training and Technical Analysis/Assistance	81.117		257,927	-
Total - Department of Energy			257,927	-
Department of Education				
Department of Education - Direct Programs				
Strengthening Institutions Program Hispanic Serving Institutions	84.031S		705,251	90,561
Rehabilitation Long Term Training Vocational Rehabilitation Counseling	84.129B		382,435	-
Rehabilitation of Individuals Who Are Mentally Ill	84.129H		147,129	-
Centers for International Business Education Program	84.220A		210,571	-
Vocational Rehabilitation Technical Assistance Center for Quality Management	84.264J		3,893,659	612,885
Rehabilitation Services Demonstration and Training Programs	84.325K		1,229,103	-
Projects of National Significance Nondirected	84.325N		132,057	-
National Professional Development Program	84.365Z		46,876	-
Department of Education - Pass-Through Programs				
Guam Department of Vocational Rehabilitation	84.000	PO P196A05482 AMND 2020000001	10,851	-
Sweetwater Union High School District	84.000	Agreement DTD 11-09-22	98,242	-
San Diego Unified School District	84.010	PS20-1135-82	226,396	-
San Ysidro School District	84.010	21-22 NCUST/San Ysidro Amnd 2	391	-
Washington Unified School District	84.010	Agreement DTD 06-14-22	143,000	-
Washington Unified School District	84.010	Contract dtd 10/27/21 PO#500862	77	-
Arizona Department of Economic Security	84.126	D123-002370	11,279	-
California Department of Rehabilitation	84.126	31772 AMND 2	142,263	-
State of Wyoming Department of Health and Human Services	84.126	218982	42,390	-
Virginia Department of the Blind and Vision Impaired	84.126	Contract DTD 6-30-21	93	-
Wisconsin Department of Workforce Development	84.126	44500-017-ILG0021-00 AMND 1	(15)	-
California Department of Rehabilitation	84.126A	30765 30766 30767 30771	9,079	-
California Department of Rehabilitation	84.126A	31625 AMND 1	66,245	-
California Department of Rehabilitation	84.126A	32205	14,215	-
Florida Department of Education, Division of Blind Services	84.126A	MOU SA-143	13,800	-
Florida Division of Vocational Rehabilitation	84.126A	COC1DE	76,626	-
Idaho Division of Vocational Rehabilitation	84.126A	AGEEMENT DATED 9/26/22	39,257	-
Nevada Department of Employment Training and Rehabilitation	84.126A	3348-21-REHAB	3,028	-
South Carolina Commission for the Blind	84.126A	PO 460089742	86,781	-
State of Hawaii	84.126A	DHS-20-VR-0045 AMND 4	23,803	-
State of Hawaii	84.126A	DHS-22-VR-0125	49,935	-
Texas Workforce Commission	84.126A	3023VRS033	4,951	-
California Department of Developmental Services	84.181A	HD219025	283,936	-
George Washington University	84.263	PO 1000231805 REV 3	183,269	-
Darnall Charter School	84.367	2022-2023 NCUST/Darnall School	4,634	-
San Ysidro School District	84.367	21-24 NCUST/San Ysidro School	23,660	-
University of California Office of the President	84.367	ESSA21-CWLP-SAN DIEGO	18	-
University of California Office of the President	84.367	ESSA22-CMP-SAN DIEGO	32,453	-
University of California Office of the President	84.367	ESSA22-CWLP-SAN DIEGO	33,936	-
University of California Office of the President	84.367	ESSA22-TCAP-SAN DIEGO	43,621	-
California Department of Rehabilitation	84.421	31920 AMND 2	934,412	-
California Department of Rehabilitation	84.421	32219	17,001	-
Los Angeles Education Partnership-LAEP	84.424	Agreement DTD 01/26/23	57,169	-
COVID-19: California State Univ San Bernardino	84.425	SA 21144	7,741	-
COVID-19: King-Chavez Neighborhood of Schools	84.425	AGREEMENT DTD 11-29-21	24,478	-
COVID-19: San Francisco Unified School District	84.425	2021-24 NCUST/SFUSD PO#151625	162,648	-
COVID-19: San Marcos Consolidated ISD	84.425	22-23 NCUST/San Marcos CSD	114,727	-
COVID-19: The San Diego Foundation	84.425	LVUP2022113071	114,897	-
COVID-19: Yolo County Office of Education	84.425	21-22 NCUST/YOLO COE/PO#220550	979	-
Total - Department of Education			9,849,347	703,446
Department of Health and Human Services				
DHHS - Pass-Through Programs				
Colorado State University	93.262	G-81103-01	11,267	-
California Department of Social Services	93.658	21-3009 A2	6,212,971	-
The Child and Family Policy Institute of California	93.658	DTD 6-2-21	70,730	-
National Adult Protective Services Association (NAPSA)	93.747	Agreement DTD 11-3-2021	876,456	-
Family Health Centers of San Diego	93.928	H9746078	8,760	-
Total - DHHS			7,180,184	-

The notes to the Schedule of Expenditures of Federal Awards are in integral part of this schedule.

San Diego State University Research Foundation
SCHEDULE OF EXPENDITURES OF FEDERAL AWARDS - CONTINUED
For the Year Ended June 30, 2023

Federal Grantor/Pass-Through Grantor Program or Cluster Title	Federal Assistance Listing Number	Pass-Through Entity Identifying Number	Current Year Expenditures	Amounts Provided to Subrecipients
Centers for Disease Control (CDC) - Direct Programs				
Prevention of Disease, Disability, and Death by Infectious Diseases	93.084		\$ 137,406	\$ 22,619
Centers for Disease Control (CDC) - Pass-Through Programs				
Colorado State University	93.262	G-10403-01	(4,311)	-
COVID-19: San Diego County Health and Human Services Agency	93.323	562475 AMND 5	41,164	-
San Diego County Health and Human Services Agency	93.495	566797	433,403	31,250
San Diego County Health and Human Services Agency	93.940	CONTRACT #563694 MOD 3	44,380	-
Total - Centers for Disease Control and Prevention			652,042	53,869
Health Resources & Services Administration (HRSA) - Direct Programs				
PPHF Geriatric Education Centers	93.969		738,928	625,188
Health Resources & Services Administration (HRSA) - Pass-Through Programs				
University of California at San Diego	93.110	704539 AMD 002	148,039	-
University of California at San Diego	93.822	108438942 AMND 004	139,599	-
Total - Health Resources & Services Administration (HRSA)			1,026,566	625,188
Substance Abuse Mental Health Services - Pass-Through Programs				
Family Health Centers of San Diego	93.243	AGRMNT 01-03-2023	5,094	-
Family Health Centers of San Diego	93.243	CONTRACT DTD 06/21/21	7,433	-
San Diego Social Advocates for Youth	93.243	CONTRACT DTD 9/1/20 AMEND #1	59,798	-
The San Diego Lesbian Gay Bisexual and Transgender Comm Ctr	93.243	AGRMNT DTD 02-21-2023	2,790	-
Vista Community Clinic	93.243	AGRMNT DTD 12-12-2022	23,117	-
California Association of DUI Treatment Programs	93.788	20-10313-36	3,093	-
California Association of DUI Treatment Programs	93.788	22-20405-45	22,069	-
Substance Abuse Mental Health Services - Pass-Through Programs - CONTINUED				
Health Management Associates	93.788	2021-001	25,963	-
Vista Hill Foundation	93.788	Agreement DTD 10-27-22	16,485	-
Vista Hill Foundation	93.958	Agreement DTD 09-01-2022	6,535	-
Total - Substance Abuse Mental Health Services			172,377	-
Administration for Children and Families (ACF) - Pass-Through Programs				
Ventura County	93.556	8713	98,913	-
California Social Work Education Center	93.658	BB01418493	7,928	-
County of Riverside Department of Public Social Services	93.658	CS-03896-06 AMND 4	593,728	-
County of San Bernardino	93.658	18-206 A-3	2,137,150	-
Imperial County Department of Social Services	93.658	20-0393/DSS	2,620	-
Imperial County Department of Social Services	93.658	22-0764/DSS-PRIOR	66,765	-
San Diego County Health and Human Services Agency	93.658	564774 AMND 2	866,487	-
The Child and Family Policy Institute of California	93.658	Agreement DTD 05-24-22	7,553	-
University of California at Berkeley	93.658	00010506	514	-
University of California at Berkeley	93.658	00011215 AMND 1	2,095,821	-
Ventura County	93.658	C2223.11 AMND 1	383,377	-
YMCA of San Diego County	93.670	CONTRACT DTD 04/2020	1,935	-
Total - Administration for Children and Families (ACF)			6,262,791	-
Total - Department of Health and Human Services			15,293,960	679,057
Department of Homeland Security				
Department of Homeland Security - Pass-Through Programs				
Arizona State University	97.061	ASUB00001272	17,613	-
Total - Department of Homeland Security			17,613	-
TOTAL OTHER FEDERAL AWARDS			40,726,526	1,468,460
TOTAL FEDERAL AWARDS			\$ 127,049,558	\$ 7,959,690

The notes to the Schedule of Expenditures of Federal Awards are in integral part of this schedule.

San Diego State University Research Foundation

NOTES TO SCHEDULE OF EXPENDITURES OF FEDERAL AWARDS

For the Year Ended June 30, 2023

NOTE 1 - BASIS OF PRESENTATION

The accompanying Schedule of Expenditures of Federal Awards (the "Schedule") includes the federal grant activity of San Diego State University Research Foundation (the "SDSU Research Foundation") under the programs of the federal government for the year ended June 30, 2023. The information in the Schedule is presented in accordance with the requirements of Title 2 U.S. *Code of Federal Regulations* Part 200, *Uniform Administrative Requirements, Cost Principles, and Audit Requirements for Federal Awards* (Uniform Guidance). Because the Schedule presents only a selected portion of the operations of the SDSU Research Foundation, it is not intended to, and does not, present the financial position, changes in net position, or cash flows of the Foundation.

NOTE 2 - SUMMARY OF SIGNIFICANT ACCOUNTING POLICIES

Expenditures reported on the Schedule are reported on the accrual basis of accounting. Such expenditures are recognized following the cost principles contained in Title 2 U.S. *Code of Federal Regulations* Part 200, *Uniform Administrative Requirements, Cost Principles, and Audit Requirements for Federal Awards* (Uniform Guidance), wherein certain types of expenditures are not allowable or are limited as to reimbursement. Negative amounts shown on the Schedule represent adjustments or credits made in the normal course of business to amounts reported as expenditures in prior years. Pass-through entity identifying numbers are presented where available. SDSU Research Foundation has elected not to use the 10 percent *de minimus* indirect cost rate allowed under the Uniform Guidance.

NOTE 3 - ENDOWMENT AWARD

The accompanying Schedule includes \$11,824,569 in grants which consist of \$10.0 million in corpus and \$1,824,569 of investment earnings on the cumulative endowment corpus which is considered program income in accordance with the grant award terms from the National Institutes of Health (Federal Assistance Listing Number 93.307) to establish an endowment fund. The total amount of the endowment award is \$10.0 million. This is considered a term endowment fund, which allows for the use of the corpus 20 years after the end of the grant period. It may be used for any purpose that expands or develops SDSU's minority and/or health disparities research capacity. Investment income realized in any year is not to be expended until the next year(s) of the award per program guidelines.

San Diego State University Research Foundation
SCHEDULE OF FINDINGS AND QUESTIONED COSTS
For the Year Ended June 30, 2023

SECTION I - SUMMARY OF AUDITORS' RESULTS

Financial Statements

Type of auditors' report issued: Unmodified

Internal control over financial reporting:

Material weakness(es) identified?	_____	yes	_____ <u>x</u> _____	no
Significant deficiency(ies) identified?	_____	yes	_____ <u>x</u> _____	none reported
Noncompliance material to financial statements noted?	_____	yes	_____ <u>x</u> _____	no

Federal Awards

Internal control over major programs:

Material weakness(es) identified?	_____	yes	_____ <u>x</u> _____	no
Significant deficiency(ies) identified?	_____	yes	_____ <u>x</u> _____	none reported

Type of auditors' report issued on compliance for major programs: Unmodified

Any audit findings disclosed that are required to be reported in accordance with section 2 CFR 200.516(a)?	_____	yes	_____ <u>x</u> _____	no
--	-------	-----	----------------------	----

Identification of the major programs:

Federal Assistance Listing Number	Name of Federal Program or Cluster
Various	Research and Development Cluster
93.778	Medicaid Cluster
84.264J	Vocational Rehabilitation Technical Assistance Center for Quality Management

Dollar threshold used to distinguish between type A and type B programs: \$3,000,000

Auditee qualified as low-risk auditee?	_____ <u>x</u> _____	yes	_____ _____	no
--	----------------------	-----	-------------	----

San Diego State University Research Foundation
SCHEDULE OF FINDINGS AND QUESTIONED COSTS - CONTINUED
For the Year Ended June 30, 2023

SECTION II - FINANCIAL STATEMENT FINDINGS

A. Significant Deficiencies or Material Weaknesses

None reported

B. Compliance Findings

None reported

SECTION III - FINDINGS AND QUESTIONED COSTS FOR FEDERAL AWARDS

A. Significant Deficiencies or Material Weaknesses

None reported

B. Compliance Findings

None reported

SECTION IV - STATUS OF PRIOR FINDINGS

None reported